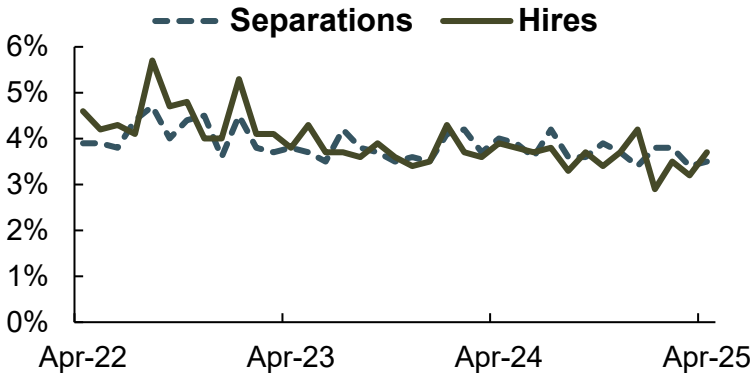


Graph of the Month: Oregon's seasonally adjusted separation and hires rates both slowed over the past three years. Both rates peaked in August 2022, with separations at 4.7% and hires at 5.7%.

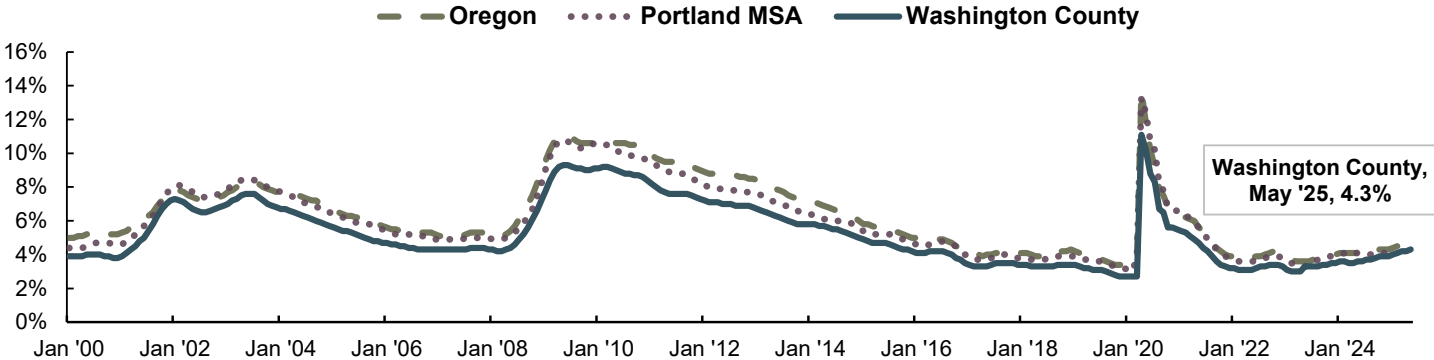
- In April 2025, the separation rate stood at 3.5%, down from 3.9% in April 2022, while the hires rate fell to 3.7% from 4.6%.
- Compared with February 2020, the separation rate declined by 1.3 percentage points (from 4.8% to 3.5%), while the hires rate decreased by 0.7 percentage point (from 4.4% to 3.7%).

Hiring and Separations Drift Lower
(Oregon, Rates, Seasonally Adjusted)



Source: Oregon Employment Department, Bureau Labor of Statistics, Job Openings and Labor Turnover Survey (JOLTS)

Unemployment in Washington County at its highest since June 2021—up to 4.3% from 3.6% last year.
January 2000 to May 2025, seasonally adjusted

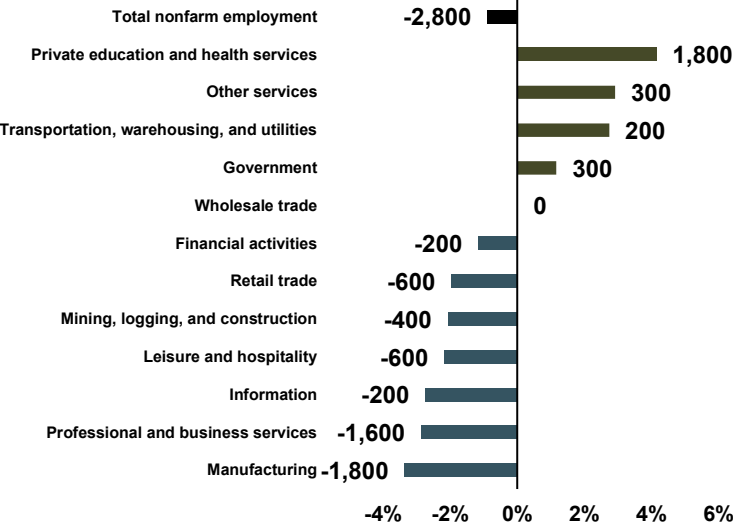


Source: Oregon Employment Department, Local Area Unemployment Statistics

Employment in Washington County reached 309,700 in May 2025, a -2,800 decrease from May 2024.

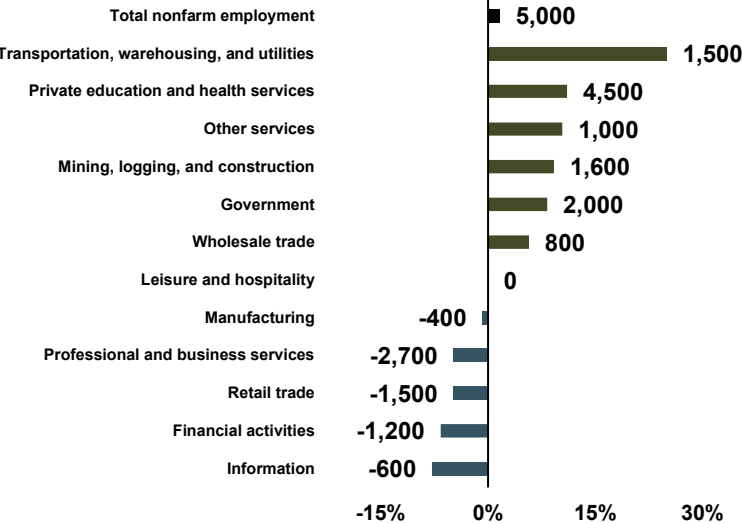
Employment in Washington County has increased by +5,000 from February 2020 to May 2025.

Year-over-Year Change in Industry Employment
May 2024 to May 2025



Source: Oregon Employment Department, Current Employment Statistics

Recovery Change in Industry Employment
February 2020 to May 2025



Source: Oregon Employment Department, Current Employment Statistics