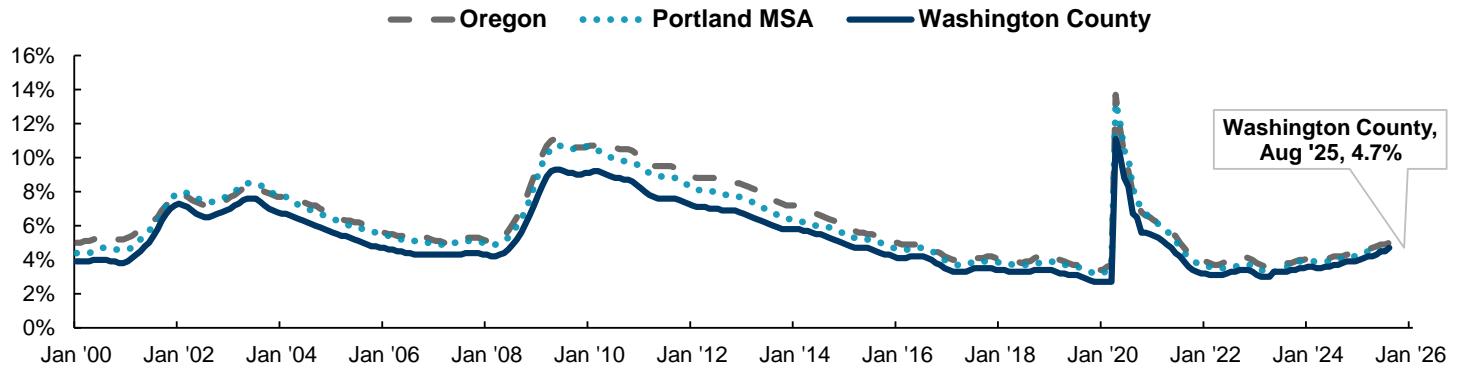
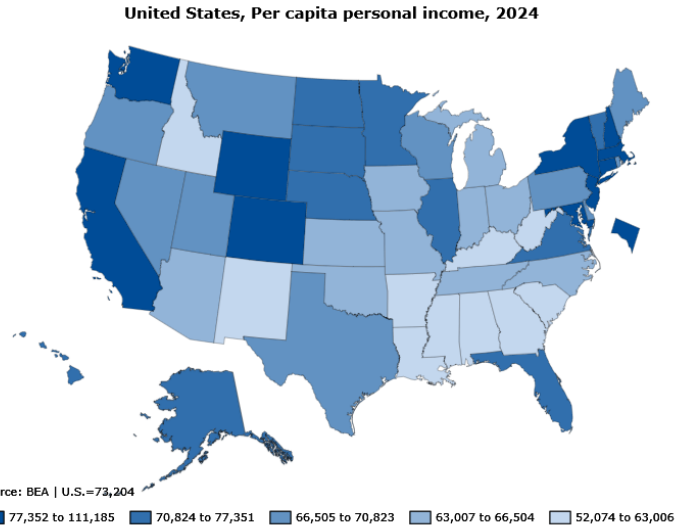


Graph of the Month: Per-Capita Personal Income. According to the U.S. Bureau of Economic Analysis, Oregon's per capita personal income (PCPI) rose to **\$70,823** in 2024, up from \$67,467 in 2023, an increase of 5.0%.

Among the 50 states, over the year PCPI growth in Oregon was the 14th fastest in the nation. PCPI growth ranged from a 0.3% increase in North Dakota, to a 6.2% increase in California.

Oregon's PCPI in 2024 was 97% of the national level, compared with 96% in 2023, continuing a gradual narrowing of the gap with the U.S. average.

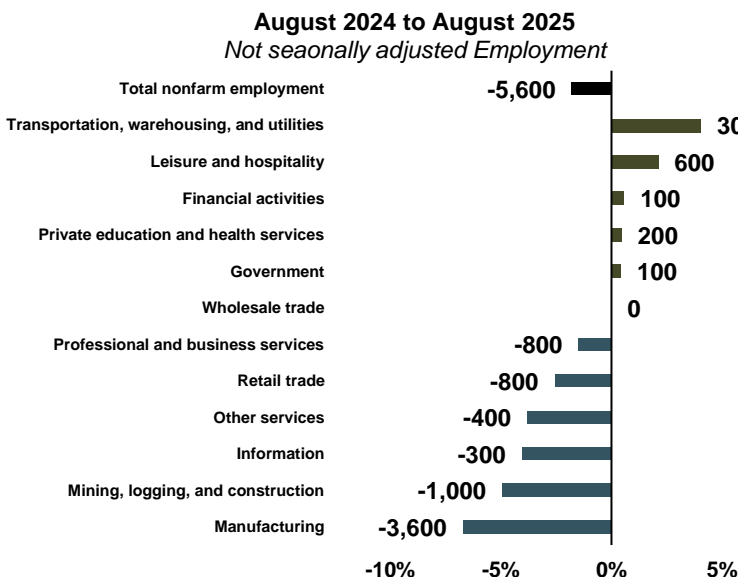
Unemployment is at its highest since June 2015 excluding the pandemic—up to 4.7% from 3.7% last year. January 2000 to August 2025, *seasonally adjusted*



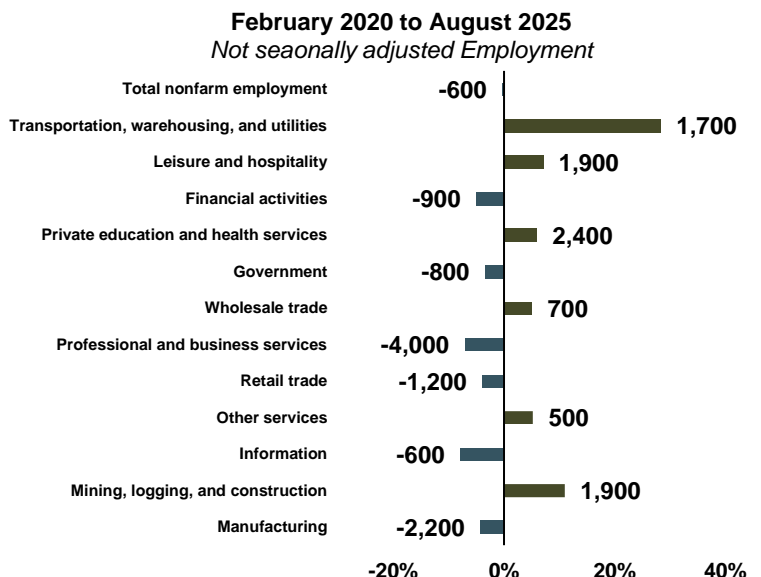
Source: Oregon Employment Department, Local Area Unemployment Statistics

Employment in Washington County fell to 304,100 in August 2025, a -5,600 decrease from August 2024.

Total employment in Washington County is slightly below pre-pandemic levels, varying by sector.



Source: Oregon Employment Department, Current Employment Statistics



Source: Oregon Employment Department, Current Employment Statistics