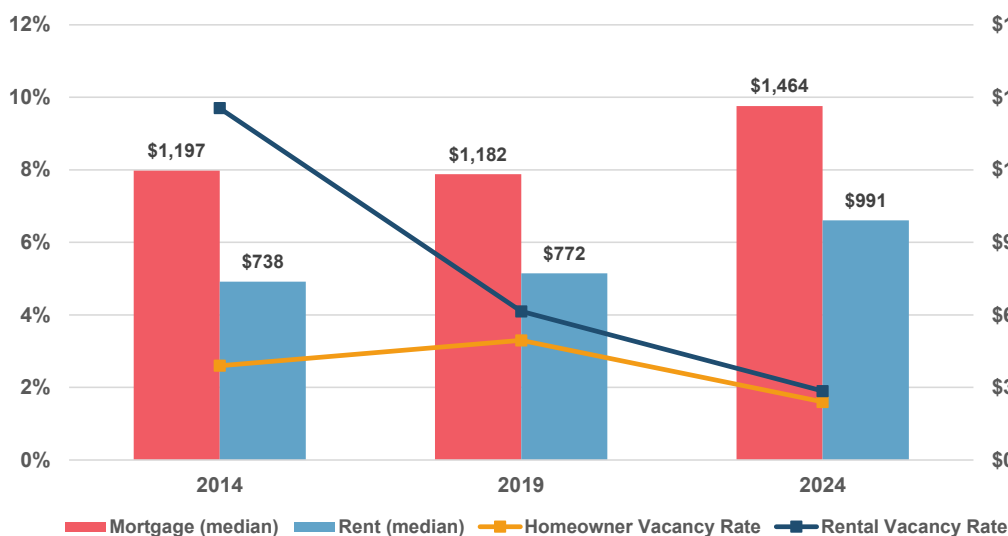


Special Topic: Vacancy Rates, Mortgage Payments & Rent



Homeowner and rental vacancy rates have been trending down in Klamath County over the past 10 years. Converging in 2019 they've since charted a similar trajectory.

The homeowner vacancy rate increased from 2.6% in 2014 to 3.3% in 2019 and now sits at 1.6% as of 2024. The rental vacancy rate dropped precipitously from 9.7% in 2014 to 4.1% in 2019 with another decrease to 1.9% in 2024.

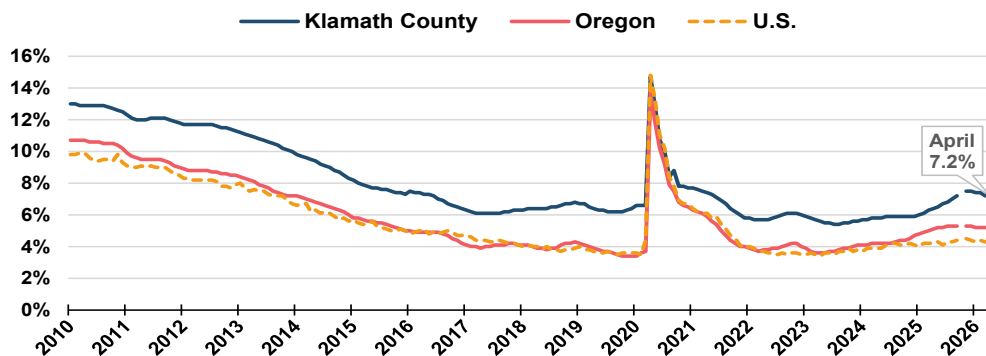
As vacancy rates have decreased monthly mortgage and rent payments have increased. Mortgage payments increased by \$267 per month or 22% while rent went up \$253 per month or 34%.

Source: Oregon Employment Department, U.S. Census Bureau ACS Table DP04

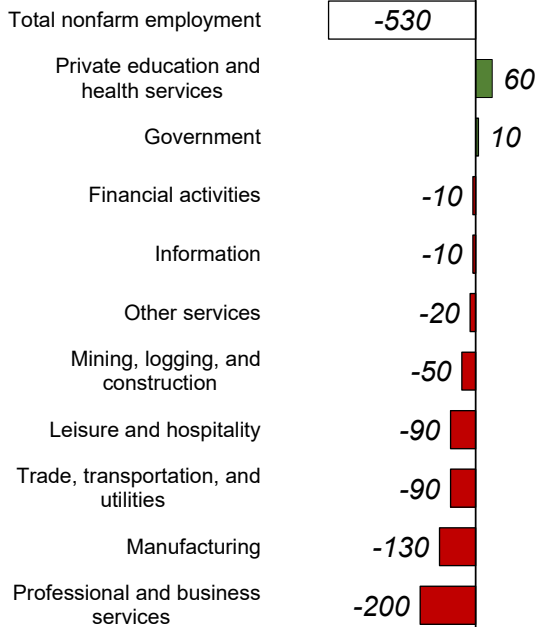
Unemployment Rate at 7.2%

- The seasonally adjusted unemployment rate in April 2025 was 6.4%
- The seasonally adjusted unemployment rate has ranged from 6.5% to 7.5% over the year

[More info on unemployment](#)



Source: Oregon Employment Department, LAUS



Industry Employment Change: April 2025 to April 2026

*Klamath County employment lost **530 jobs** over the year.*

- Payroll employment down **2.2%** over the year
- [Detailed April Employment Press Release](#)

Jeff McAllister — Workforce Analyst for Southern Oregon

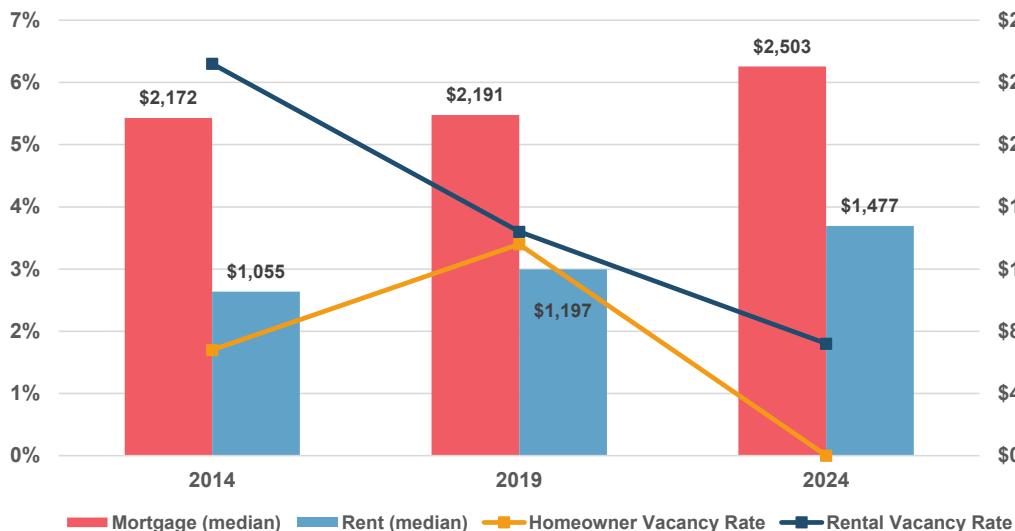
Jeff.S.McAllister@employ.oregon.gov

(541) 414 - 5325

[QualityInfo.org](#): Your source for the latest economic data, highlights, and analysis.

Discover everything related to South Central Oregon and Klamath County's labor market: [South Central Oregon](#)

Special Topic: Vacancy Rates, Mortgage Payments & Rent



Homeowner and rental vacancy rates have been trending down in Lake County over the past 10 years. Converging in 2019 they've since diverged.

The homeowner vacancy rate doubled from 1.7% in 2014 to 3.4% in 2019 and now sits at 0% as of 2024. The rental vacancy rate dropped precipitously from 6.3% in 2014 to 3.6% in 2019 with a decrease to 1.8% in 2024.

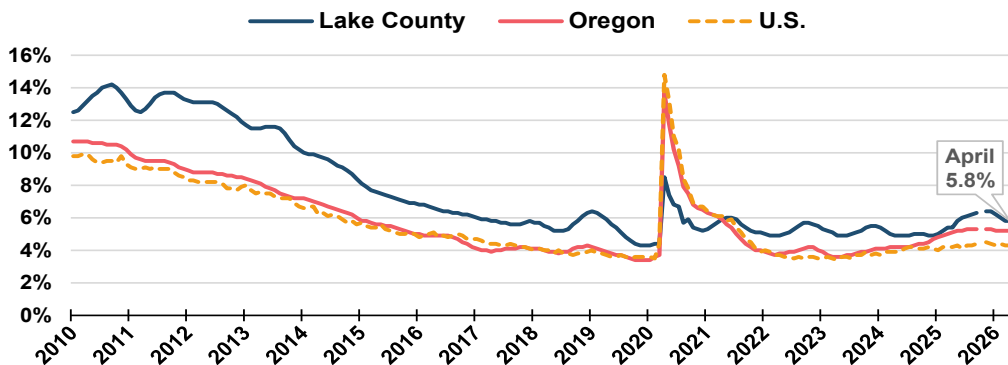
As vacancy rates have decreased monthly mortgage and rent payments have increased. Mortgage payments increased by \$331 per month or 15% while rent went up \$422 per month or 40%.

Source: Oregon Employment Department, U.S. Census Bureau ACS Table DP04

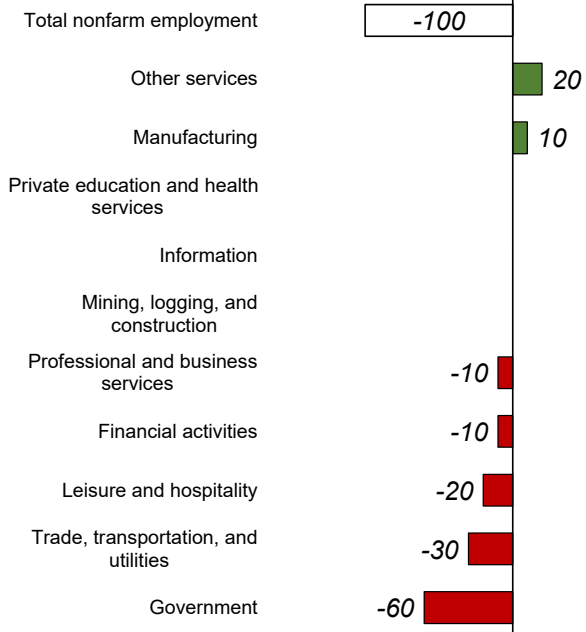
Unemployment Rate at 5.8%

- The seasonally adjusted unemployment rate in April 2025 was 5.4%
- The seasonally adjusted unemployment rate has ranged from 5.8% to 6.4% over the year

[More info on unemployment](#)



Source: Oregon Employment Department, LAUS



Source: Oregon Employment Department, CES

Industry Employment Change: April 2025 to April 2026

Lake County employment lost **100 jobs** over the year.

- Payroll employment down **4.6%** over the year
- [Detailed April Employment Press Release](#)

Jeff McAllister — Workforce Analyst for Southern Oregon

Jeff.S.McAllister@employ.oregon.gov

(541) 414 - 5325

[QualityInfo.org](#): Your source for the latest economic data, highlights, and analysis.

Discover everything related to South Central Oregon and Lake County's labor market: [South Central Oregon](#)