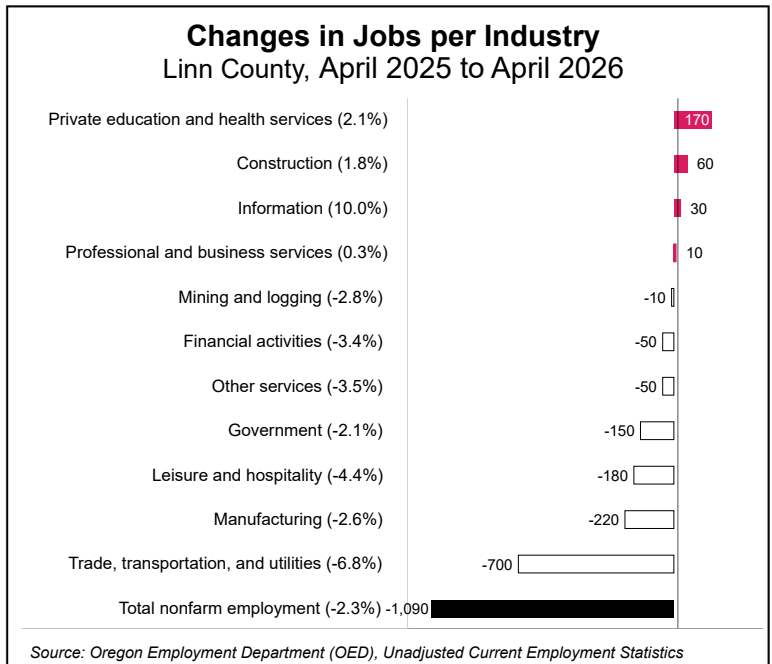
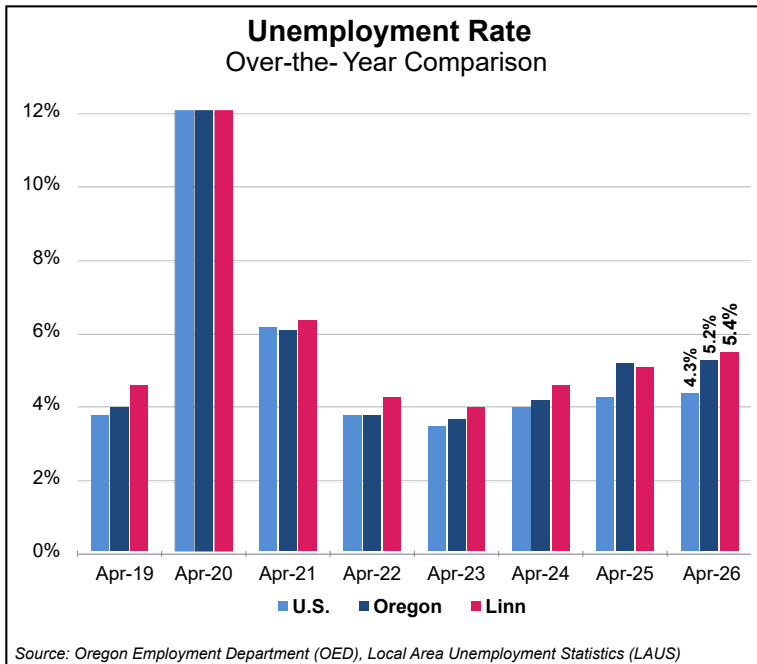


Linn County's seasonally adjusted unemployment rate was 5.4% in April, unchanged from March's revised unemployment rate of 5.4%. Linn County's unemployment rate has increased from 5.0% to 5.4% over the past year. Oregon's statewide unadjusted unemployment rate in April was 5.2%.

Employment in the county declined by 1,090 jobs (-2.3%) over the year. Employment increased in industries such as private education and health services (+170 jobs), construction (+60 jobs), and information (+30 jobs). Linn County saw declines in the trade, transportation, and utilities industry (-700 jobs) and in manufacturing (-220 jobs).

Growing Occupations in Mid-Valley by Education Level — Looking at the 2024-2034 Mid-Valley projections by education level, a useful starting place is the 2024 employment numbers to show the size of the occupation. For example, the occupation that will add the most jobs will be general and operations managers for those with a bachelor's degree, heavy and tractor trailer truck drivers for those with postsecondary training, and personal care and service workers for those with a high school diploma or equivalent. Annual median wage is another useful layer when looking forward at the coming years, so while personal care and service workers is the largest occupation in the table, the annual median wage falls on the lower end of the spectrum. Registered nurses, on the other hand, is a fast growing occupation and the highest paid for those with a bachelor's degree.



Growing Occupations in Mid-Valley by Education Level

Occupation Title	Education Level	2024 Employment	Average Annual Job Openings	2025 Annual Median Wage
General and Operations Managers	Bachelors Degree	5,471	479	\$98,488
Management Analysts	Bachelors Degree	4,220	426	\$99,923
Registered Nurses	Bachelors Degree	5,148	310	\$131,622
Educational Instruction and Library Workers, All Other	Bachelors Degree	2,455	237	\$38,750
Heavy and Tractor-Trailer Truck Drivers**	Postsecondary Training	3,775	420	\$61,318
Bookkeeping, Accounting, and Auditing Clerks	Postsecondary Training	3,455	379	\$51,854
Nursing Assistants**	Postsecondary Training	2,184	337	\$49,650
Medical Assistants**	Postsecondary Training	1,470	220	\$50,190
Personal Care and Service Workers, All Other	High School Diploma or Equivalent	6,773	1,178	\$38,979
Office Clerks, General	High School Diploma or Equivalent	4,558	507	\$47,798
Secretaries and Administrative Assistants, Except Legal, Medical, and Executive	High School Diploma or Equivalent	4,379	454	\$51,730
Teaching Assistants, Except Postsecondary	High School Diploma or Equivalent	3,486	426	\$37,348

** Apprenticeships are available, or may be required for this occupation.

Source: Oregon Employment Department, Occupational Projections

For more information and/or to be added to the monthly e-mail distribution list, contact:

Sofia Al-Bawani, Workforce Analyst, Oregon Employment Dept.
Sofia.k.al-bawani@employ.oregon.gov | Tel.: (541) 223-4954

Join the conversation and stay informed.

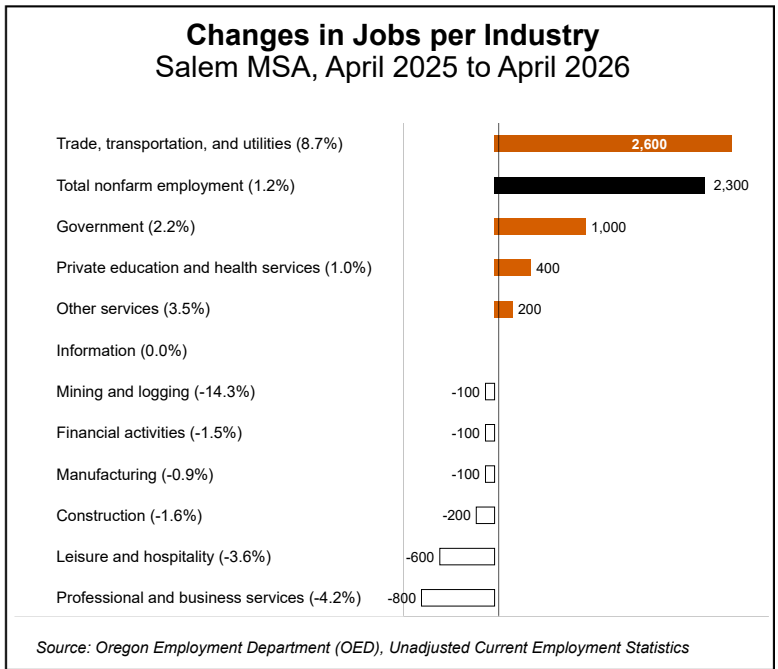
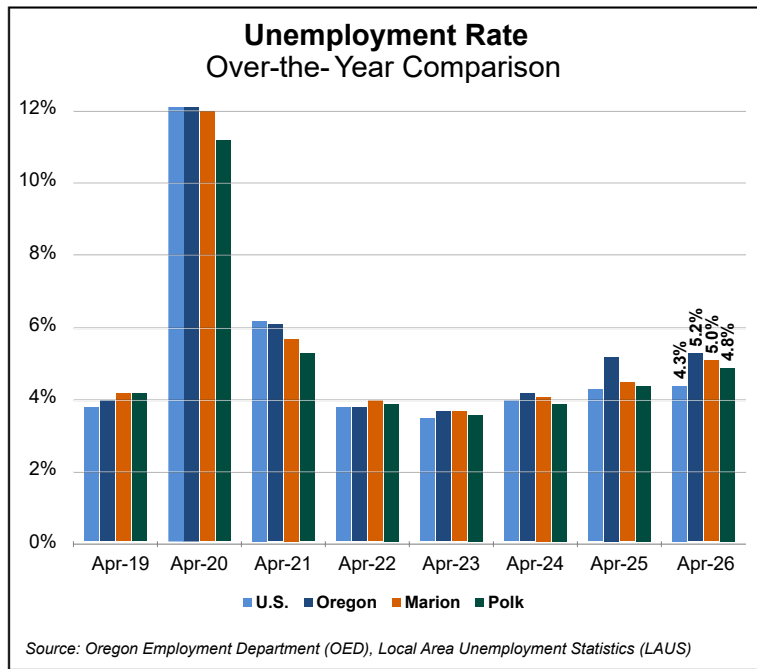
QualityInfo.org/mid-valley

Contact us for presentations and speaking engagements.

The Salem MSA's seasonally adjusted unemployment rate was 4.9% in April, essentially unchanged from March's revised unemployment rate of 5.0%. The Salem MSA's unemployment rate has increased from 4.4% to 4.9% over the past year. Oregon's statewide seasonally adjusted unemployment rate in April was 5.2%.

Employment in the county increased by 2,300 jobs (+1.2%) over the year. Employment increased in industries such as trade, transportation, and utilities (+2,600 jobs); government (+1,000 jobs); and in private education and health services (+400 jobs). Salem MSA saw declines in the professional and business services industry (-800 job) and in leisure and hospitality (-600 jobs).

Growing Occupations in Mid-Valley by Education Level — Looking at the 2024-2034 Mid-Valley projections by education level, a useful starting place is the 2024 employment numbers to show the size of the occupation. For example, the occupation that will add the most jobs will be general and operations managers for those with a bachelor's degree, heavy and tractor trailer truck drivers for those with postsecondary training, and personal care and service workers for those with a high school diploma or equivalent. Annual median wage is another useful layer when looking forward at the coming years, so while personal care and service workers is the largest occupation in the table, the annual median wage falls on the lower end of the spectrum. Registered nurses, on the other hand, is a fast growing occupation and the highest paid for those with a bachelor's degree.



Growing Occupations in Mid-Valley by Education Level

Occupation Title	Education Level	2024 Employment	Average Annual Job Openings	2025 Annual Median Wage
General and Operations Managers	Bachelors Degree	5,471	479	\$98,488
Management Analysts	Bachelors Degree	4,220	426	\$99,923
Registered Nurses	Bachelors Degree	5,148	310	\$131,622
Educational Instruction and Library Workers, All Other	Bachelors Degree	2,455	237	\$38,750
Heavy and Tractor-Trailer Truck Drivers**	Postsecondary Training	3,775	420	\$61,318
Bookkeeping, Accounting, and Auditing Clerks	Postsecondary Training	3,455	379	\$51,854
Nursing Assistants**	Postsecondary Training	2,184	337	\$49,650
Medical Assistants**	Postsecondary Training	1,470	220	\$50,190
Personal Care and Service Workers, All Other	High School Diploma or Equivalent	6,773	1,178	\$38,979
Office Clerks, General	High School Diploma or Equivalent	4,558	507	\$47,798
Secretaries and Administrative Assistants, Except Legal, Medical, and Executive	High School Diploma or Equivalent	4,379	454	\$51,730
Teaching Assistants, Except Postsecondary	High School Diploma or Equivalent	3,486	426	\$37,348

** Apprenticeships are available, or may be required for this occupation.

Source: Oregon Employment Department, Occupational Projections

For more information and/or to be added to the monthly e-mail distribution list, contact:

Sofia Al-Bawani, Workforce Analyst, Oregon Employment Dept.
Sofia.k.al-bawani@employ.oregon.gov | Tel.: (541) 223-4954

Join the conversation and stay informed.

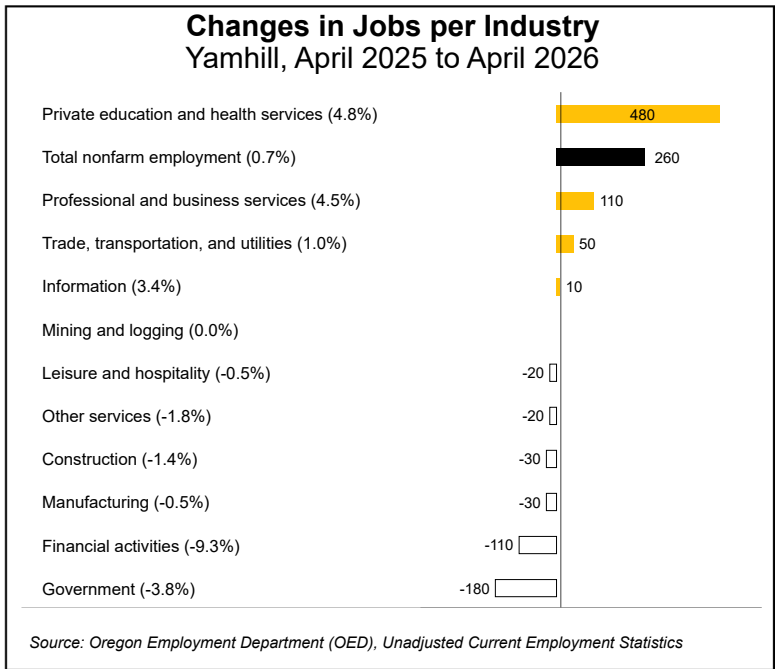
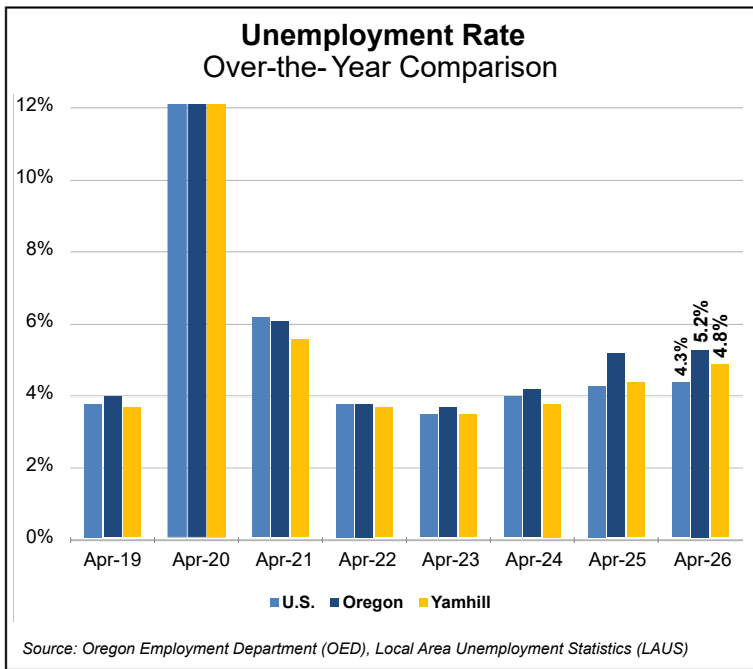
Qualityinfo.org/mid-valley

Contact us for presentations and speaking engagements.

Yamhill County's seasonally adjusted unemployment rate was 4.8% in April, essentially unchanged from its March's revised rate of 4.9%. Yamhill County's unemployment rate increased from 4.3% to 4.8% over the past year. Oregon's statewide unemployment rate in April was 5.2%. Oregon's unemployment rate increased from 5.1% to 5.2% over the past year.

Employment in the county increased by 260 jobs (+0.7%) over the year. Employment increased in industries such as private education and health services (+480 jobs), and in professional and business services (+110 jobs). Yamhill County saw declines in the government industry (-180 jobs) and in financial activities (-110 jobs).

Growing Occupations in Mid-Valley by Education Level — Looking at the 2024-2034 Mid-Valley projections by education level, a useful starting place is the 2024 employment numbers to show the size of the occupation. For example, the occupation that will add the most jobs will be general and operations managers for those with a bachelor's degree, heavy and tractor trailer truck drivers for those with postsecondary training, and personal care and service workers for those with a high school diploma or equivalent. Annual median wage is another useful layer when looking forward at the coming years, so while personal care and service workers is the largest occupation in the table, the annual median wage falls on the lower end of the spectrum. Registered nurses, on the other hand, is a fast growing occupation and the highest paid for those with a bachelor's degree.



Growing Occupations in Mid-Valley by Education Level

Occupation Title	Education Level	2024 Employment	Average Annual Job Openings	2025 Annual Median Wage
General and Operations Managers	Bachelors Degree	5,471	479	\$98,488
Management Analysts	Bachelors Degree	4,220	426	\$99,923
Registered Nurses	Bachelors Degree	5,148	310	\$131,622
Educational Instruction and Library Workers, All Other	Bachelors Degree	2,455	237	\$38,750
Heavy and Tractor-Trailer Truck Drivers**	Postsecondary Training	3,775	420	\$61,318
Bookkeeping, Accounting, and Auditing Clerks	Postsecondary Training	3,455	379	\$51,854
Nursing Assistants**	Postsecondary Training	2,184	337	\$49,650
Medical Assistants**	Postsecondary Training	1,470	220	\$50,190
Personal Care and Service Workers, All Other	High School Diploma or Equivalent	6,773	1,178	\$38,979
Office Clerks, General	High School Diploma or Equivalent	4,558	507	\$47,798
Secretaries and Administrative Assistants, Except Legal, Medical, and Executive	High School Diploma or Equivalent	4,379	454	\$51,730
Teaching Assistants, Except Postsecondary	High School Diploma or Equivalent	3,486	426	\$37,348

** Apprenticeships are available, or may be required for this occupation.

Source: Oregon Employment Department, Occupational Projections

For more information and/or to be added to the monthly e-mail distribution list, contact:

Sofia Al-Bawani, Workforce Analyst, Oregon Employment Dept.
Sofia.k.al-bawani@employ.oregon.gov | Tel.: (541) 223-4954

Join the conversation and stay informed.

Qualityinfo.org/mid-valley

Contact us for presentations and speaking engagements.