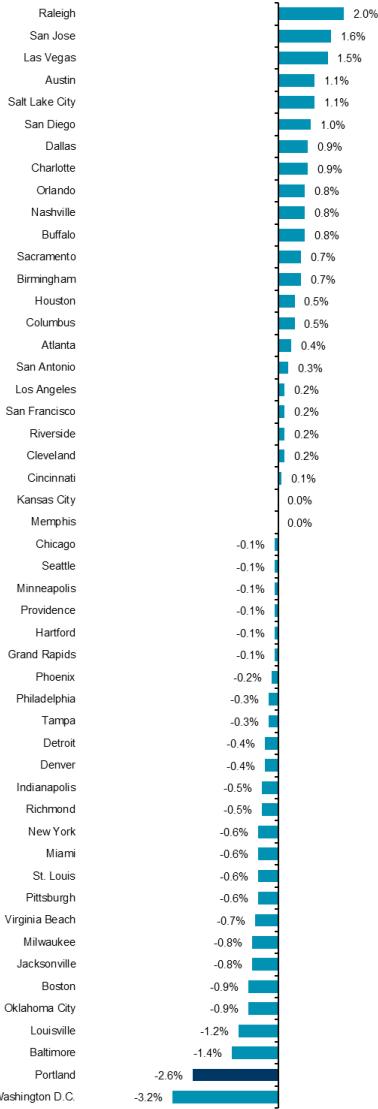


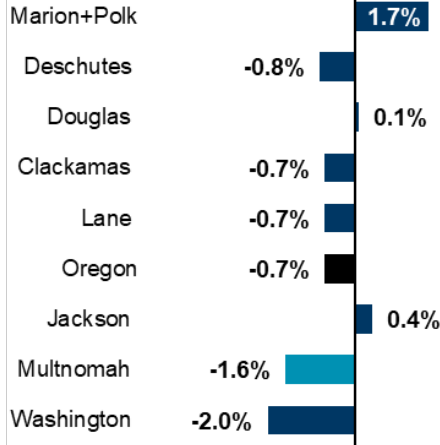
Job Growth by U.S. Metro

Percentage Growth — Apr. 2025 to Apr. 2026



Employment Growth by County

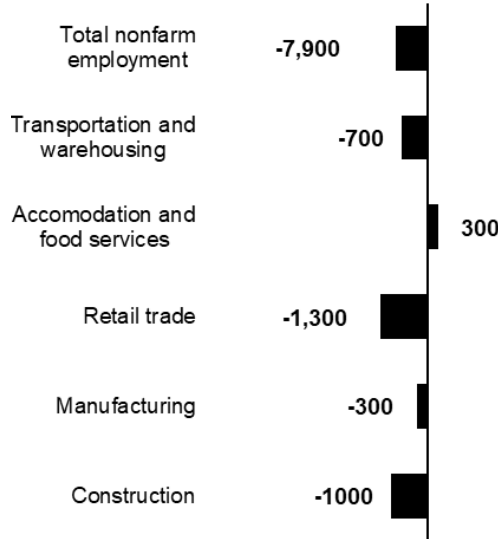
Apr. 2025 to Apr. 2026



Source: QualityInfo - Oregon Employment Department

Select Industry Gains and Losses

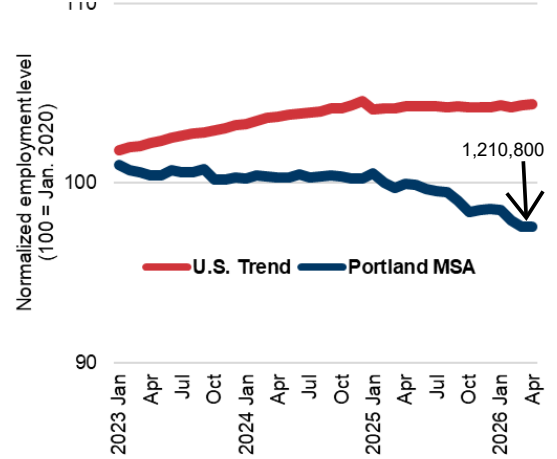
Multnomah County, Apr. 2025 to Apr. 2026



Source: QualityInfo - Oregon Employment Department
Multnomah County Nonfarm Employment Official Oregon Series

Employment in Portland Metro

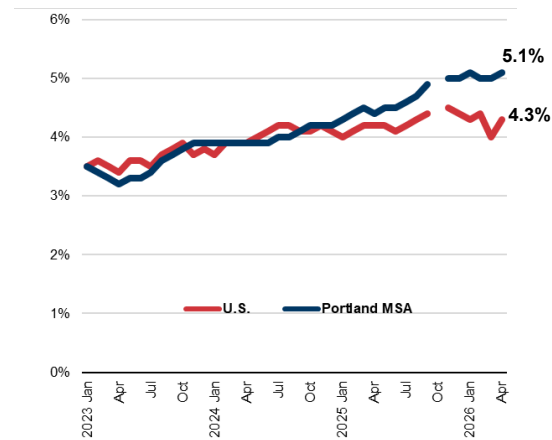
Jan. 2023 to Apr. 2026 (seasonally adjusted)



Source: QualityInfo - Oregon Employment Department and Bureau of Labor Statistics

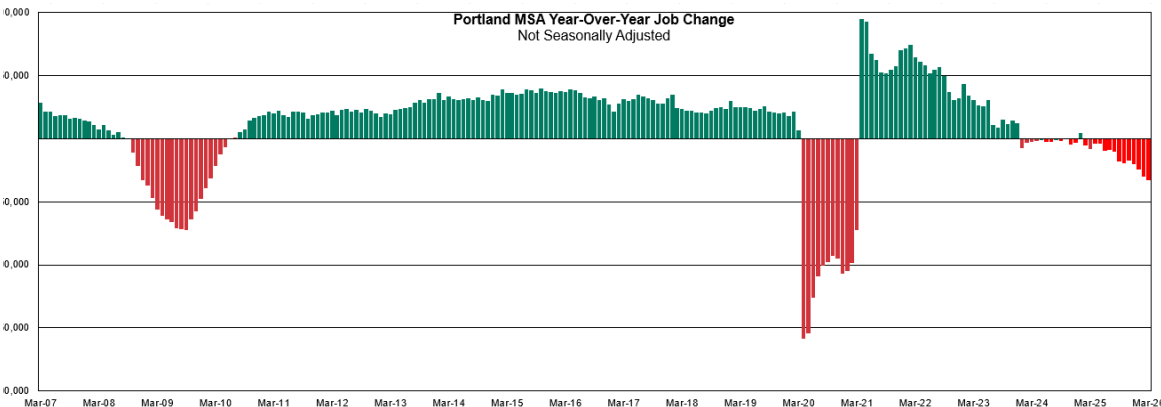
Unemployment Rate Portland Metro

Jan. 2023 through Apr. 2026 (Seasonally Adjusted)



Note: Oct. 2025 unemployment data was not collected due to the federal government shutdown
Source: QualityInfo - Oregon Employment Department

Portland MSA Year-Over-Year Job Change



Source: Oregon Employment Department, Current Employment Statistics

Employment and Unemployment in the Portland Metropolitan Area Employment Holds Steady in April 2026

The Portland metropolitan area's unemployment rate was 5.1% in April, unchanged from March although higher than a year earlier (4.4%). Approximately 70,900 area residents were unemployed; 2,500 more than a year ago. Oregon's unemployment rate was 5.2% and prior national rate was 4.3% in April. The metro area's nonfarm employment was flat over the month, at 1,219,000 jobs (seasonally adjusted). March's losses were revised down to 3,800 jobs. Over the past 12 months employment in the metro area has declined by 27,800 jobs, or -2.2% (not seasonally adjusted).

Want to join the distribution list?
Have questions? E-mail me!

nelson.m.gomes@employ.oregon.gov