June 2026

Multnomah County Economic Indicators

State of Oregon Employment Department
QUALITYINFO.ORG

Job Growth by U.S. Metro

Percentage Growth — Apr. 2025 to Apr. 2026

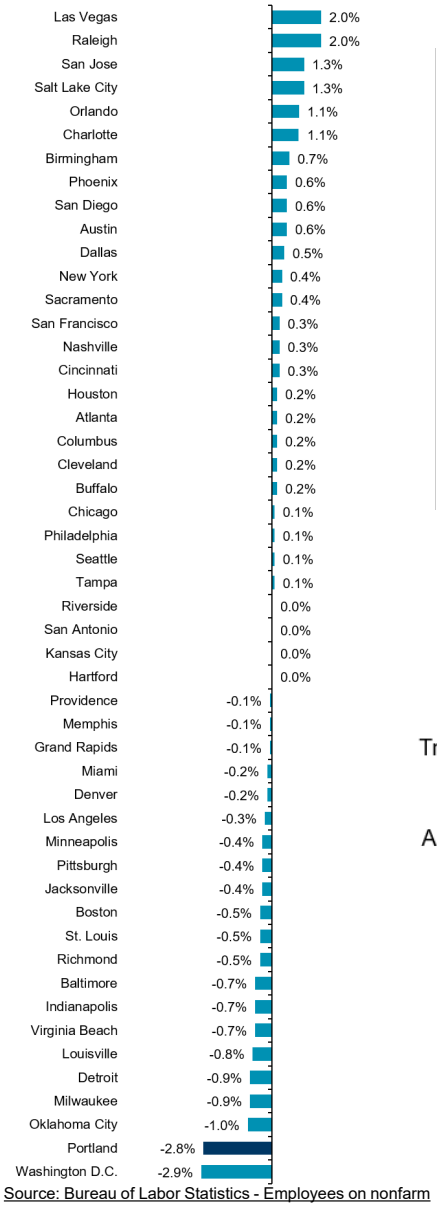

Source: Bureau of Labor Statistics - Employees on nonfarm payrolls by state and metropolitan area, not seasonally adjusted

Employment Growth by County

May. 2025 to May. 2026

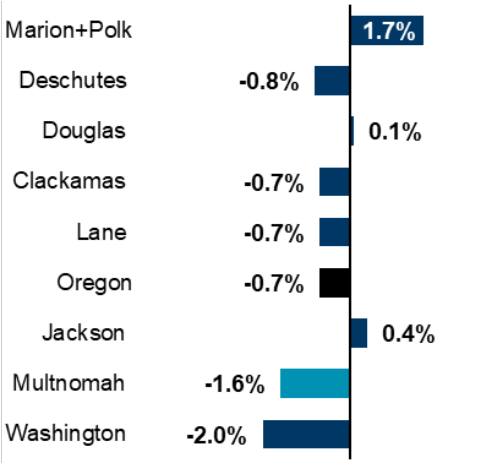

Source: QualityInfo - Oregon Employment Department

Select Industry Gains and Losses

Multnomah County, May. 2025 to May. 2026

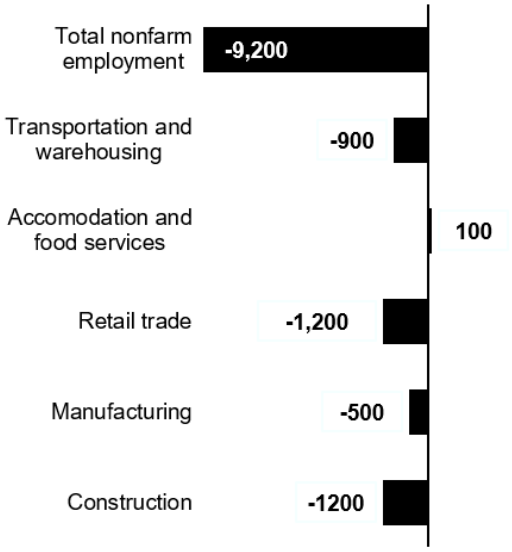

Source: QualityInfo - Oregon Employment Department Multnomah County Nonfarm Employment Official Oregon Series

Employment in Portland Metro

Jan. 2023 to May. 2026 (seasonally adjusted)

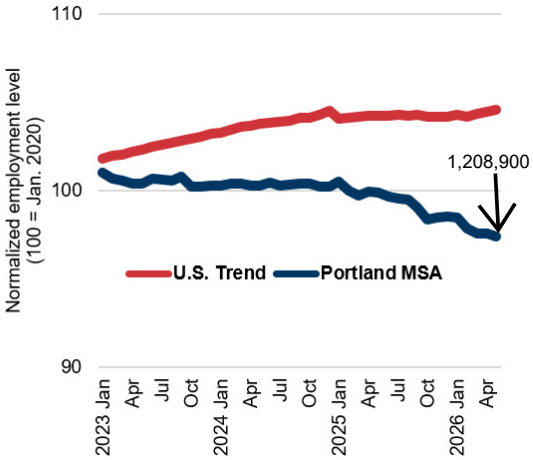

Source: QualityInfo - Oregon Employment Department and Bureau of Labor Statistics

Unemployment Rate Portland Metro

Jan. 2023 through May. 2026 (Seasonally Adjusted)

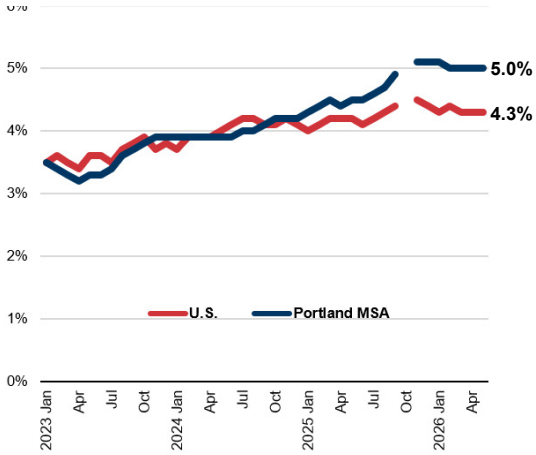

Note: Oct. 2025 unemployment data was not collected due to the federal government shutdown
Source: QualityInfo - Oregon Employment Department

Employment in the Arts, Entertainment, and Recreation Industry

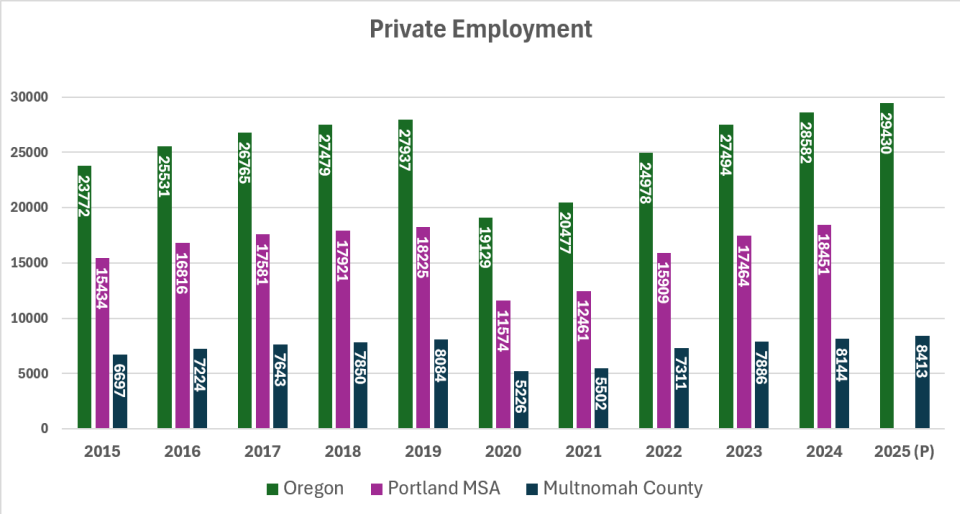

Source: Bureau of Labor Statistics (BLS)

Summer often brings school breaks, major sporting events, camping adventures, and outdoor music and arts festivals. And while some Oregonians take time away from work, others are just beginning their seasonal jobs.

In the Portland Metro Area, we saw an increase of 700 jobs from April to May, or 3.7 percent. Data also shows that output in the arts, entertainment, and recreation sector has recovered from the pandemic-era recession, even though it was one of the sectors most severely affected by COVID-19.

Check out this QualityInfo article to learn more about the industry, and enjoy the season however you can!

Want to join the distribution list? Have questions? E-mail me!

nelson.m.gomes@employ.oregon.gov