November 2026

Multnomah County Economic INDICATORS

State of Oregon Employment Department
QUALITYINFO.ORG

Employment in Portland Metro

Jan. 2023 to Oct. 2026 (seasonally adjusted)

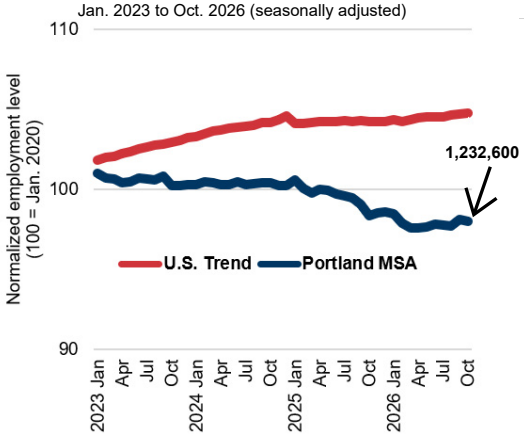

Sources: Bureau of Labor Statistics and QualityInfo - Oregon Employment Department

Unemployment Rate Portland Metro

Jan. 2023 through October 2026 (Seasonally Adjusted)

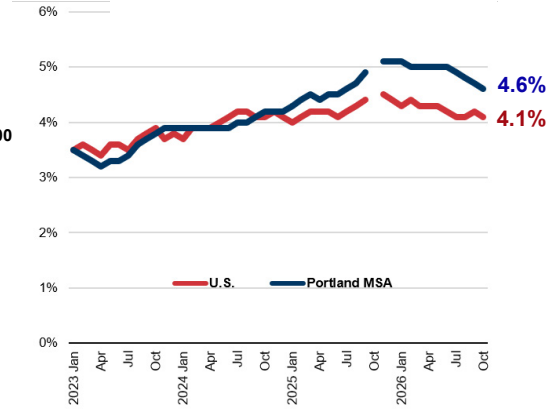

Note: Oct. 2025 unemployment data was not collected due to the federal government shutdown
Source: QualityInfo - Oregon Employment Department

Employment Growth by County

October 2025 to October2026

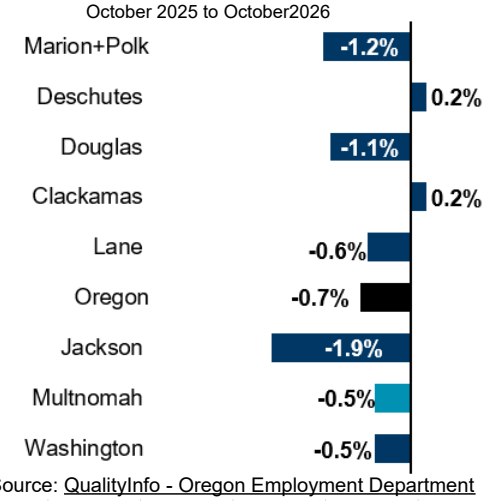

Source: QualityInfo - Oregon Employment Department

Job Growth by U.S. Metro

Percentage Growth — Sep 2025 to Sep 2026



Source: Bureau of Labor Statistics - Employees on nonfarm payrolls by state and metropolitan area, not seasonally adjusted

Employment Change, October 2025 to October 2026

Multnomah County, not seaonally adjusted

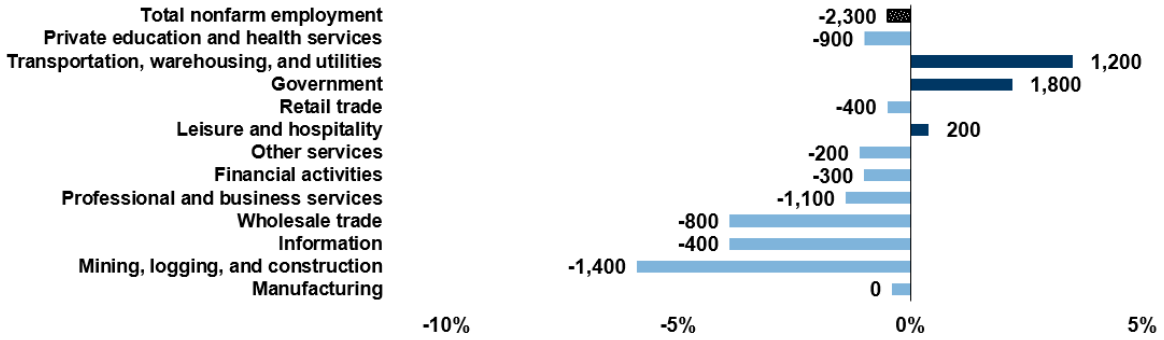

Source: QualityInfo - Oregon Employment Department

Portland New Online Ads

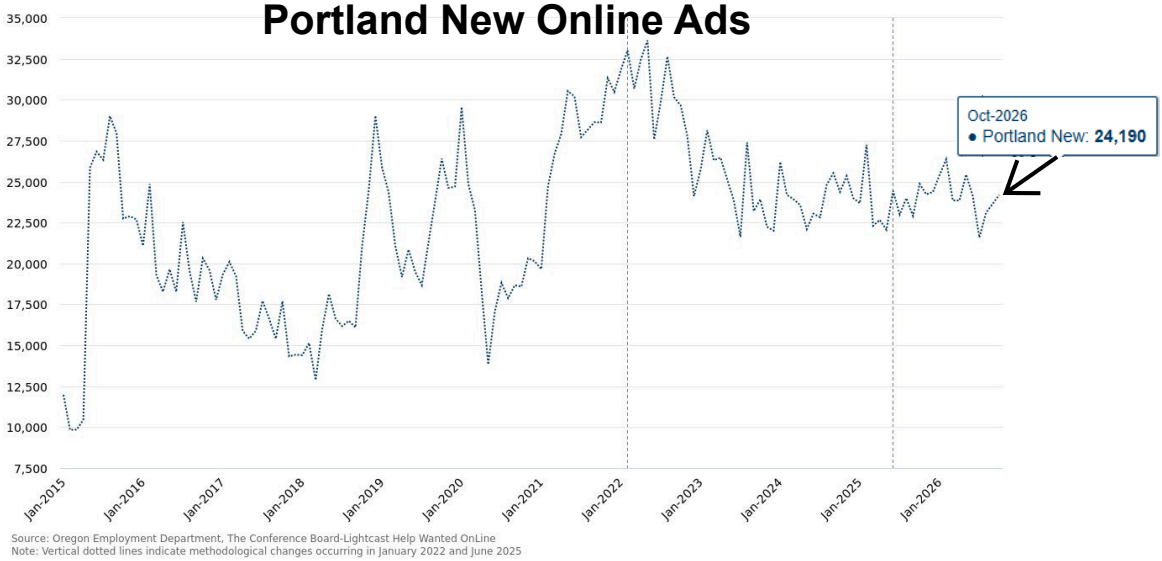

Source: Oregon Employment Department, The Conference Board-Lightcast Help Wanted OnLine
Note: Vertical dotted lines indicate methodological changes occurring in January 2022 and June 2025

The Help Wanted OnLine series tracks the volume of online job postings over time using data collected from a wide range of job boards. It provides valuable insight into labor demand in Oregon, serving as a leading indicator of hiring activity because job advertisements reflect employers' near-term hiring intentions.

Oregon had 96,200 online job ads in October 2026, a decline from 97,700 in September. However, newly posted ads rose by 1,400 during the month. After peaking in the tight labor market of the two years following the pandemic recession, online job advertising has gradually eased. Ad volume varied significantly among Oregon's metropolitan statistical areas (MSAs). The Portland MSA had the most ads in October with 59,100. Portland new ads increased by 550. The two counties making up the Portland MSA had the highest ad volumes of any county in Oregon. Multnomah County had the highest ad volume with 22,800 followed by Washington County with 15,900.

Ad volume was also estimated by local workforce area. Portland-Metro had the the highest number of job openings with 38,700 followed by Mid-Valley (14,500), Clackamas (8,900), East Cascades (8,300) and Lane (7,200). To learn more about job openings in Oregon read this QualityInfo article.

Want to join the distribution list? Have questions? E-mail me!

nelson.m.gomes@employ.oregon.gov