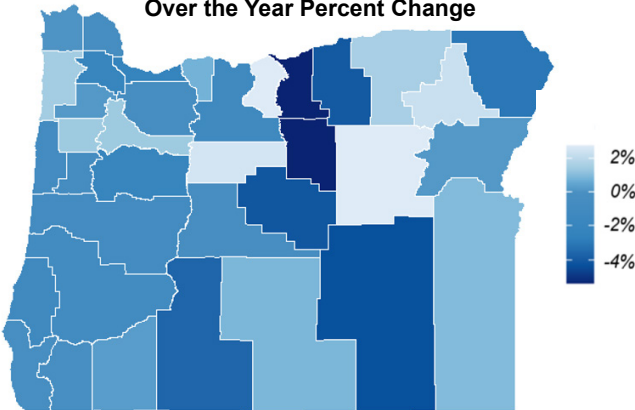


## Northwest Oregon Economic Indicators

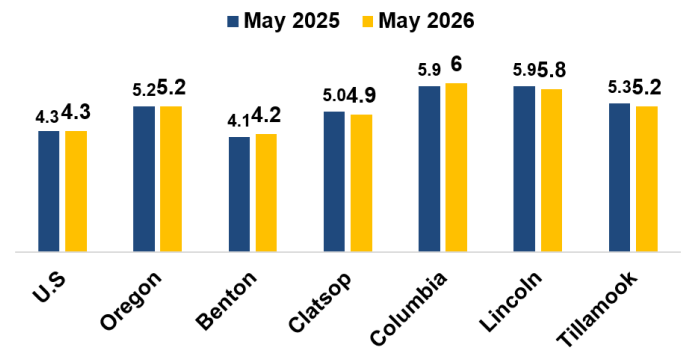
For Benton, Clatsop, Columbia, Lincoln & Tillamook Counties June 2026 (May 2026 Data)

**Job Growth by County**  
Over the Year Percent Change



Source: Oregon Employment Department Local Area Unemployment Statistics

**Local Area Unemployment Rates**  
(Preliminary Estimates, Seasonally Adjusted)



Source: Oregon Employment Department Local Area Unemployment Statistics

### Graph of the Month

Tillamook County recorded the strongest job growth in Northwest Oregon, with employment increasing by 1.5% over the year, ranking sixth in the state. Clatsop County also experienced growth, with employment increasing by 0.1%. Employment declined by 0.7% in Lincoln County and 0.5% in Benton County, ranking 22nd and 21st among Oregon counties. Columbia County employment declined by 0.4%. Overall, counties on the west side of the state experienced similar employment losses over the year, while counties east of the cascades showed greater variation between job gains and losses.

### Key Takeaways

Seasonally adjusted unemployment rates increased across Northwest Oregon in all five counties and remained above levels seen one year ago. Three of the five counties experienced job gains, with Lincoln and Benton counties seeing a loss over the year.

Jobs increased in a variety of industries, particularly in private education and health services, reflecting statewide trends. Job losses were concentrated in government, professional and business services, and trade, transportation, and utilities.

For more economic or labor market data or to be added to this monthly email list, contact:

**Brittany Hjelte, Workforce Analyst / Economist**

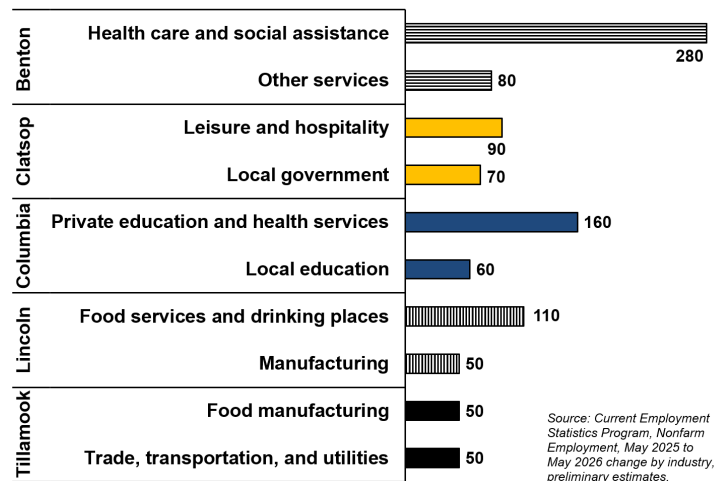
Cell: 503.396.7355

E-mail: [Brittany.K.Hjelte@employ.oregon.gov](mailto:Brittany.K.Hjelte@employ.oregon.gov)

Want to keep up on the latest Oregon economic data?

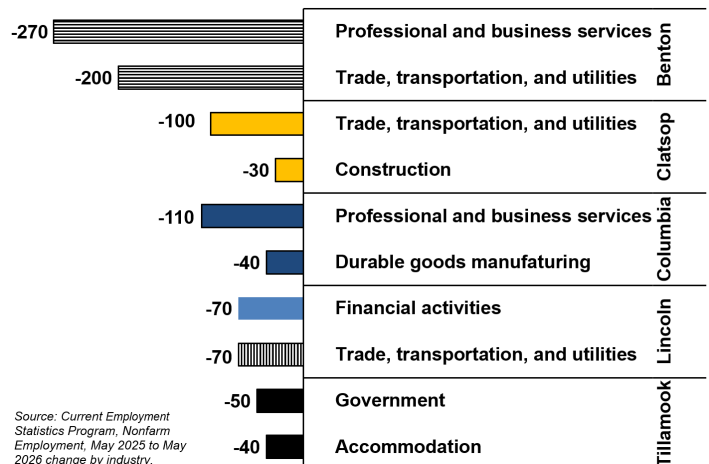
Visit our web site at [www.QualityInfo.org](http://www.QualityInfo.org)

### Industries Adding the Most Jobs in Past Year by County



Source: Current Employment Statistics Program, Nonfarm Employment, May 2025 to May 2026 change by industry, preliminary estimates.

### Industries Losing the Most Jobs in Past Year by County



Source: Current Employment Statistics Program, Nonfarm Employment, May 2025 to May 2026 change by industry, preliminary estimates.