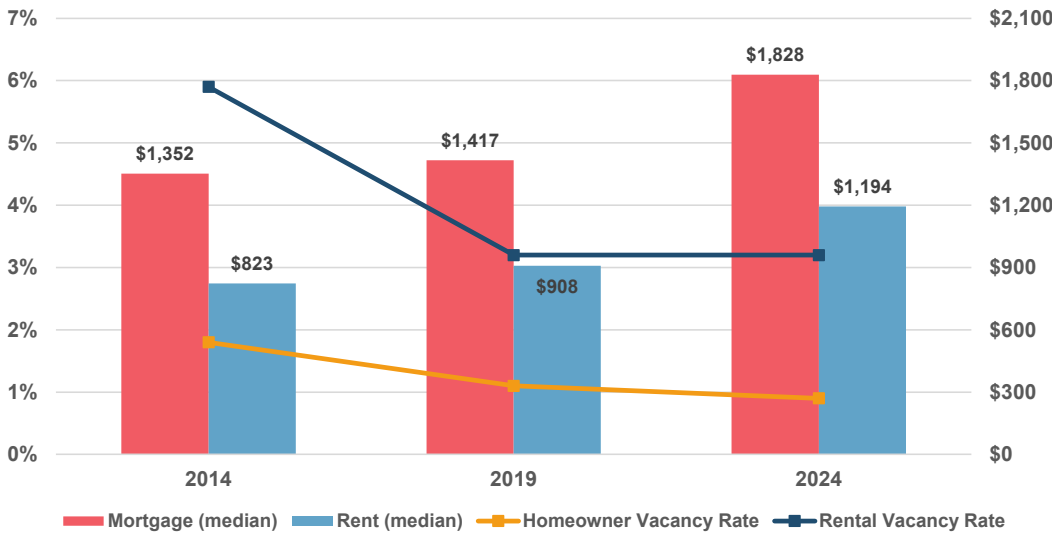


Special Topic: Vacancy Rates, Mortgage Payments & Rent



Homeowner and rental vacancy rates have been trending down in Josephine County over the past 10 years. Converging in 2019 they've since diverged somewhat yet remained stable.

The homeowner vacancy rate has declined gradually from 1.8% in 2014 to 1.1% in 2019 and now sits at 0.9% as of 2024. The rental vacancy rate dropped precipitously from 5.9% in 2014 to 3.2% in 2019 and has remained steady.

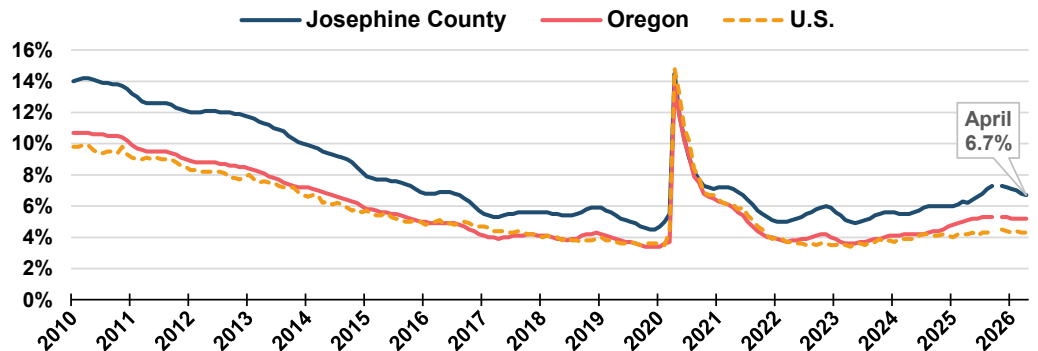
As vacancy rates have decreased monthly mortgage and rent payments have increased. Mortgage payments increased by \$476 per month or 35% while rent went up \$371 per month or 45%.

Source: Oregon Employment Department, U.S. Census Bureau ACS Table DP04

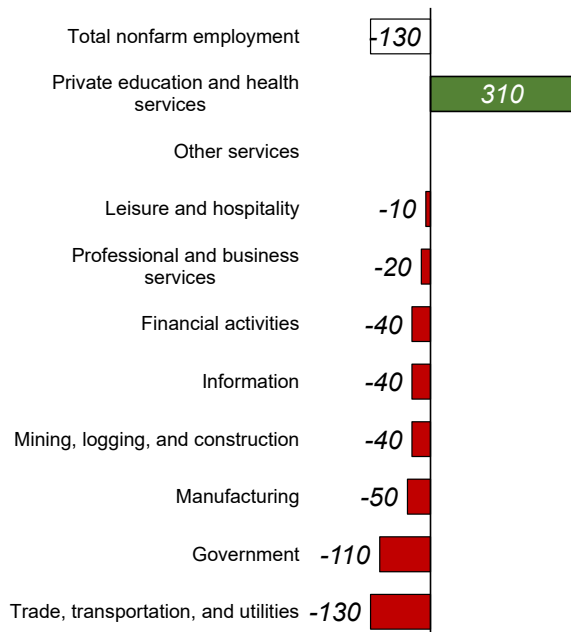
Unemployment Rate at 6.7%

- The unemployment rate in April 2025 was 6.2%
- The unemployment rate has ranged from 6.4% to 7.3% over the year

[More info on unemployment](#)



Source: Oregon Employment Department, LAUS



Source: Oregon Employment Department, CES

Industry Employment Change: April 2025 to April 2026

*Josephine County employment lost **130 jobs** over the year*

- Payroll employment down **0.5%** over the year
- [Detailed April Employment Press Release](#)

Jeff McAllister — Workforce Analyst for Southern Oregon

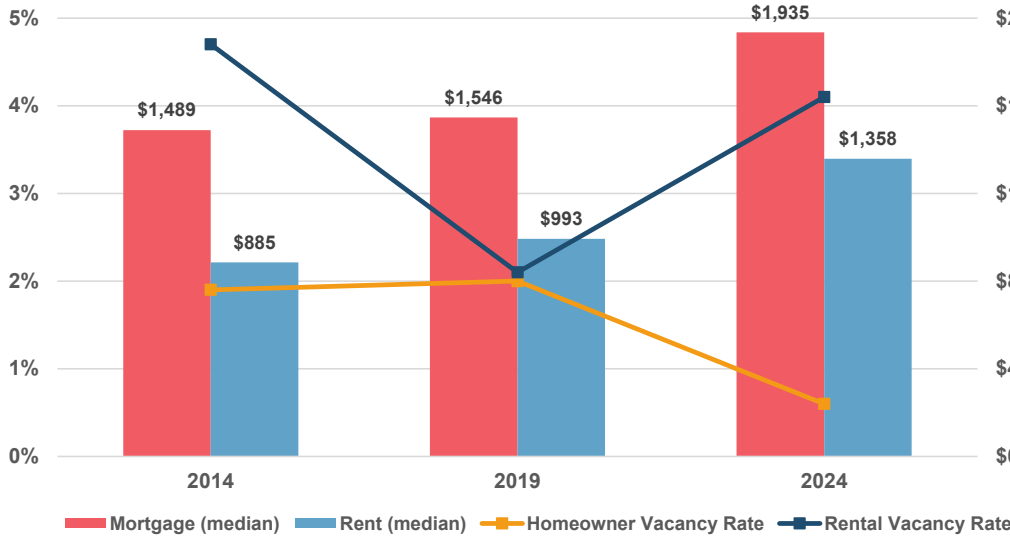
Jeff.S.McAllister@employ.oregon.gov

(541) 414 - 5325

[QualityInfo.org](#): Your source for the latest economic data, highlights, and analysis.

Discover local new business openings, closures, and hiring events: [Business Highlights](#)

Special Topic: Vacancy Rates, Mortgage Payments & Rent



Homeowner and rental vacancy rates have been trending down in Jackson County over the past 10 years. Converging in 2019 they've since diverged.

The homeowner vacancy rate has increased from 1.9% in 2014 to 2.0% in 2019 and now sits at 0.6% as of 2024. The rental vacancy rate dropped precipitously from 4.7% in 2014 to 2.1% in 2019 then rebounded to 4.1% in 2024.

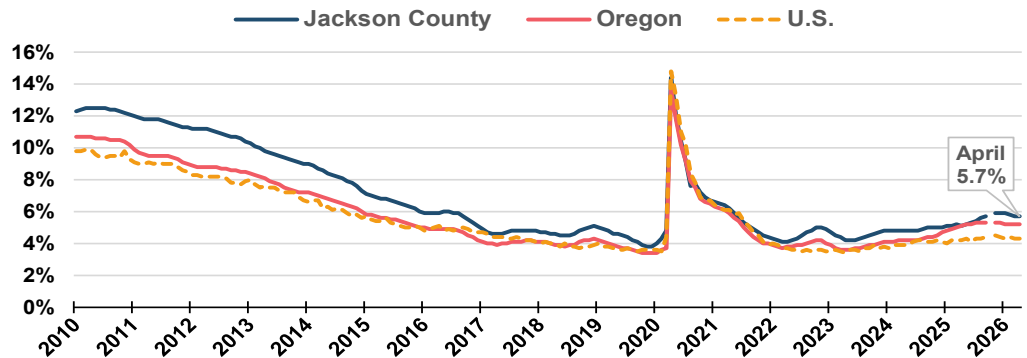
As vacancy rates have decreased monthly mortgage and rent payments have increased. Mortgage payments increased by \$446 per month or 30% while rent went up \$473 per month or 53%.

Source: Oregon Employment Department, U.S. Census Bureau ACS Table DP04

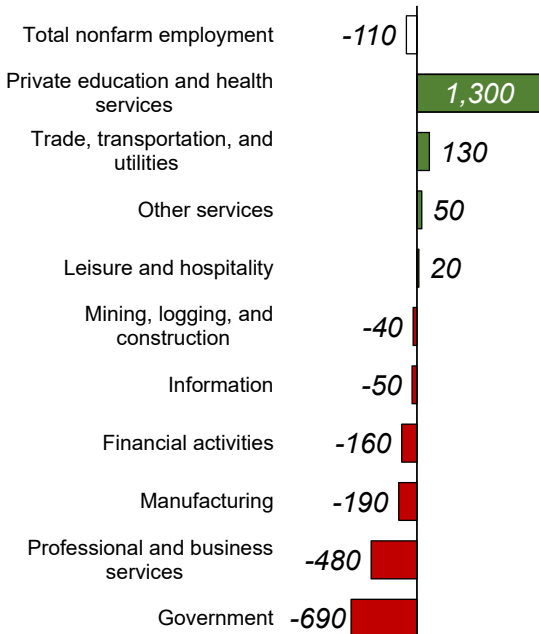
Unemployment Rate at 5.7%

- The unemployment rate in April 2025 was 5.1%
- The unemployment rate has ranged from 5.2% to 5.9% over the year

[More info on unemployment](#)



Source: Oregon Employment Department, LAUS



Source: Oregon Employment Department, CES

Industry Employment Change: April 2025 to April 2026

Jackson County employment lost 110 jobs over the year

- Payroll employment down **0.1%** over the year
- [Detailed April Employment Press Release](#)

Jeff McAllister — Workforce Analyst for Southern Oregon

Jeff.S.McAllister@employ.oregon.gov

(541) 414 - 5325

[QualityInfo.org](#): Your source for the latest economic data, highlights, and analysis.

Discover local new business openings, closures, and hiring events: [Business Highlights](#)