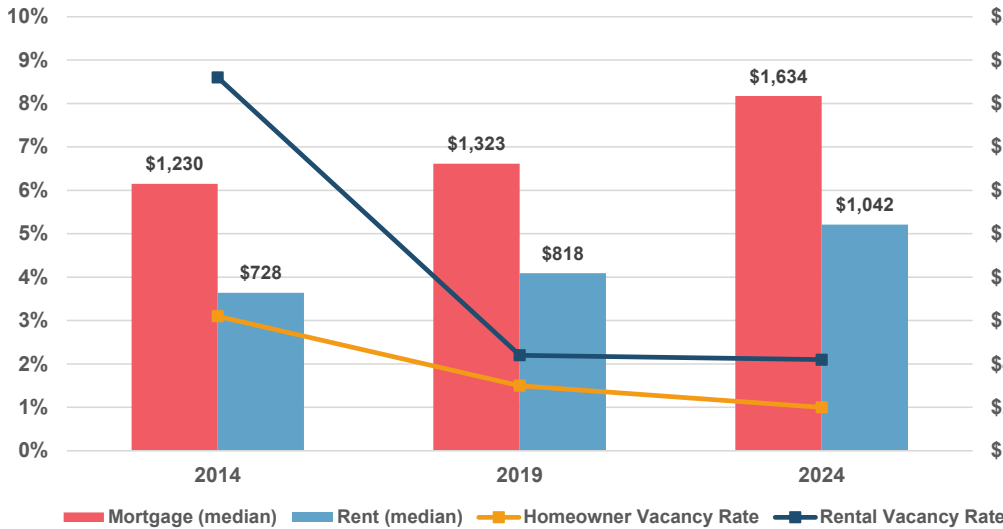


Special Topic: Vacancy Rates, Mortgage Payments & Rent



Homeowner and rental vacancy rates have been trending down in Coos County over the past 10 years. Converging in 2019 they've since diverged somewhat yet remained stable.

The homeowner vacancy rate has declined gradually from 3.1% in 2014 to 1.5% in 2019 and now sits at 1.0% as of 2024. The rental vacancy rate dropped precipitously from 8.6% in 2014 to 2.2% in 2019 with a marginal decrease to 2.1% in 2024.

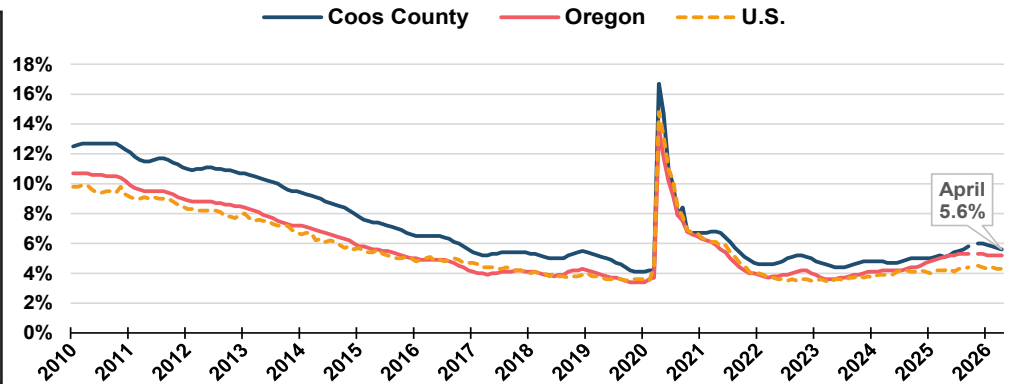
As vacancy rates have decreased monthly mortgage and rent payments have increased. Mortgage payments increased by \$404 per month or 33% while rent went up \$314 per month or 43%.

Source: Oregon Employment Department, U.S. Census Bureau ACS Table DP04

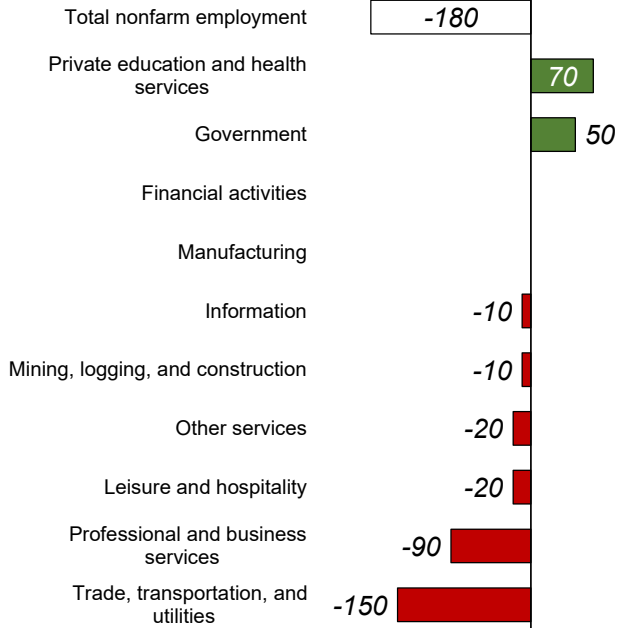
Unemployment Rate at 5.6%

- The seasonally adjusted unemployment rate in April 2025 was 5.1%
- The seasonally adjusted unemployment rate has ranged from 5.2% to 6.0% over the year

[More info on unemployment](#)



Source: Oregon Employment Department, LAUS



Industry Employment Change: April 2025 to April 2026

Coos County employment lost 180 jobs over the year

- Payroll employment down 0.8% over the year
- [Detailed April Employment Press Release](#)

Jeff McAllister — Workforce Analyst for Southern Oregon

Jeff.S.McAllister@employ.oregon.gov

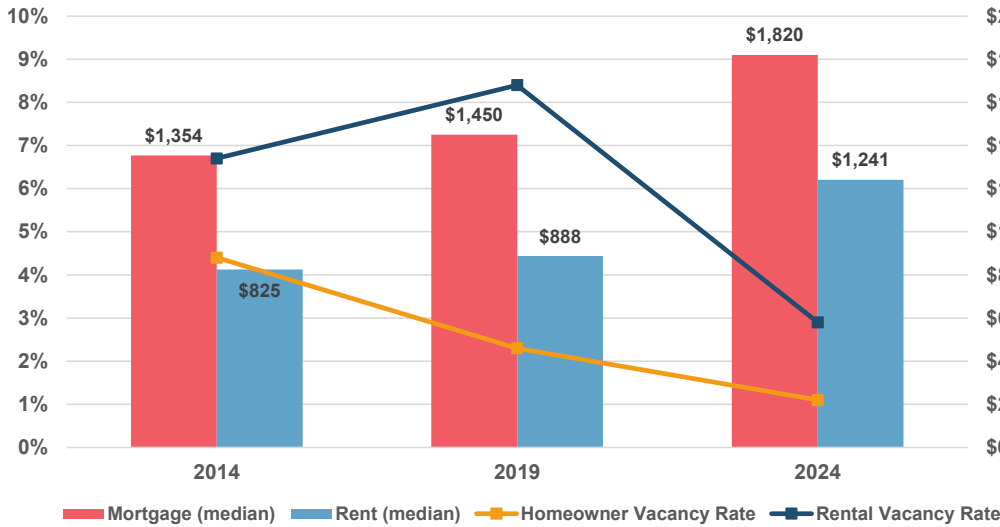
(541) 414 - 5325

[QualityInfo.org](#): Your source for the latest economic data, highlights, and analysis.

Explore more on Southwestern Oregon's economy here:

[Southwestern Oregon: The Latest Research](#)

Special Topic: Vacancy Rates, Mortgage Payments & Rent



Homeowner and rental vacancy rates have been trending down in Curry County over the past 10 years. Diverging in 2019 they've since converged.

The homeowner vacancy rate has declined gradually from 4.4% in 2014 to 2.3% in 2019 and now sits at 1.1% as of 2024. The rental vacancy rate increased from 6.7% in 2014 to 8.4% in 2019 followed by a precipitous decrease to 2.9% in 2024.

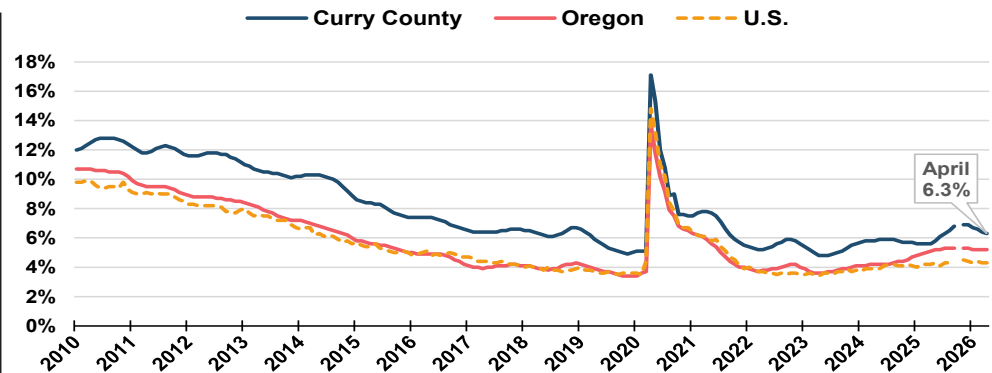
As vacancy rates have decreased monthly mortgage and rent payments have increased. Mortgage payments increased by \$466 per month or 34% while rent went up \$416 per month or 50%.

Source: Oregon Employment Department, U.S. Census Bureau ACS Table DP04

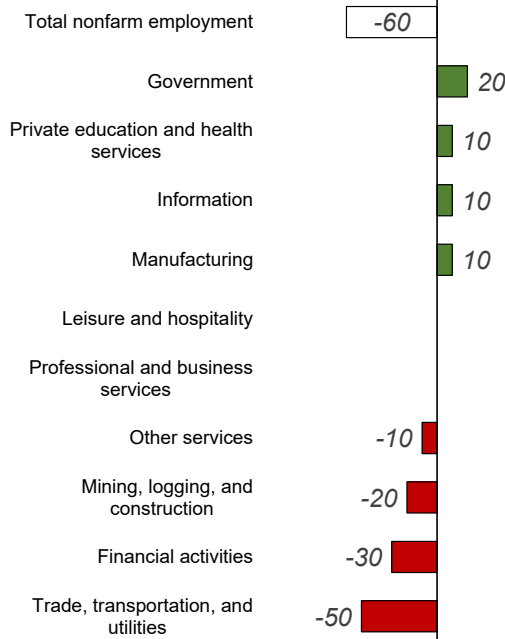
Unemployment Rate at 6.3%

- The seasonally adjusted unemployment rate in April 2025 was 5.6%
- The seasonally adjusted unemployment rate has ranged from 5.8% to 6.9% over the year

[More info on unemployment](#)



Source: Oregon Employment Department, LAUS



Source: Oregon Employment Department, CES

Industry Employment Change: April 2025 to April 2026

*Curry County employment lost **60 jobs** over the year*

- Payroll employment down **0.9%** over the year
- [Detailed April Employment Press Release](#)

Jeff McAllister — Workforce Analyst for Southern Oregon

Jeff.S.McAllister@employ.oregon.gov

(541) 414 - 5325

[QualityInfo.org](#): Your source for the latest economic data, highlights, and analysis.

Explore more on Southwestern Oregon's economy here:

[Southwestern Oregon: The Latest Research](#)

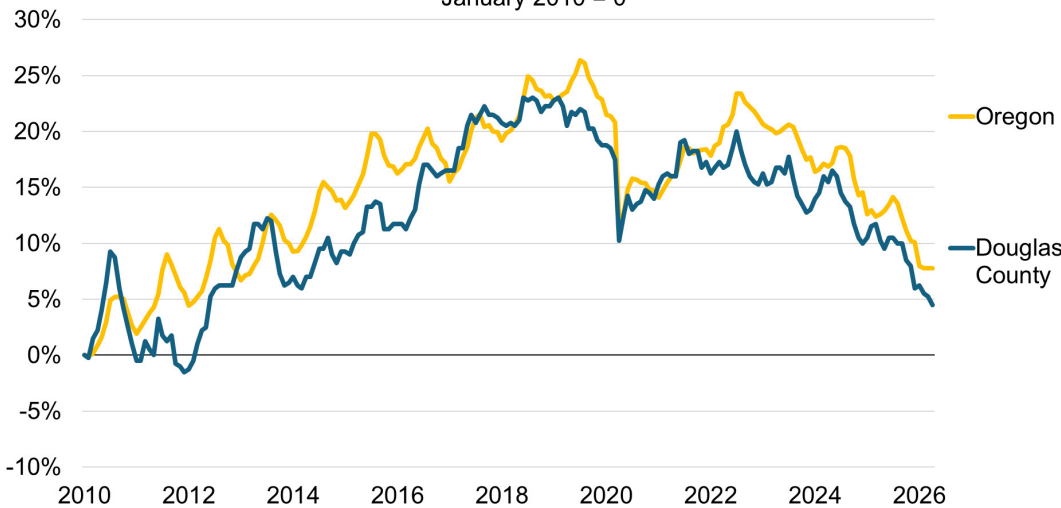
DOUGLAS COUNTY ECONOMIC INDICATORS

May 2026

Graph of the Month: Manufacturing employment has declined in Oregon since late 2022. Douglas County has largely followed the state's pattern of steady declines in recent years. Douglas now has 5% more manufacturing jobs relative to 2010 levels, down from around 23% more in 2019.

Manufacturing Employment Index

January 2010 = 0



Source: Oregon Employment Department, [Current Employment Statistics](#)

Notable Over-the-Year Employment Changes

April 2025 to April 2026

Private Education and Health

Services: **100** (+1%)

Local Government: **140** (+3%)

Total nonfarm employment, seasonally adjusted: **-50** (0%)

Employment change from February 2020 (**seasonally adjusted**):

-1,010 (-3%)

Retail Trade: **-70** (-2%)

Manufacturing: **-230** (-5%)

Source: [Oregon Employment Department Current Employment Estimates](#)

News and Articles

QualityInfo: [The Jobs Most Likely to Be Affected by Artificial Intelligence in Oregon](#) by Sarah Cunningham

QualityInfo: [Winter 2026 Hiring Among Oregon's Private Employers Remained Flat from Fall](#) by Anna Johnson

1859 Onward from Business Oregon: [Oregon's Slowing Economic Growth and the Trade Trends Behind It](#) by Damon Runberg

Latest Douglas County Economic Data

April 2026 seasonally adjusted unemployment rate: **6.2%**

Change from previous year: **+0.5 pct. points**

Total Help Wanted Online (HWOL) job ads, April 2026: **1,720**

Percent of Oregon private establishments that are older than 31 years: **15.4%**

Percent of private employment at those establishments: **40.3%**

Business highlights: [new openings, closings & hiring events](#)

- **Rehire:** Gathering Grounds Coffee House reopened in Roseburg.
- **New Firm:** Opal & Onyx Salon opened in Sutherlin.
- **Closure:** Gilberto's Mexican Restaurant in Roseburg closed.

[QualityInfo.org](#): your source for the latest economic data, highlights and analysis

Manage your subscriptions to this newsletter and other data releases on our [subscription page](#).