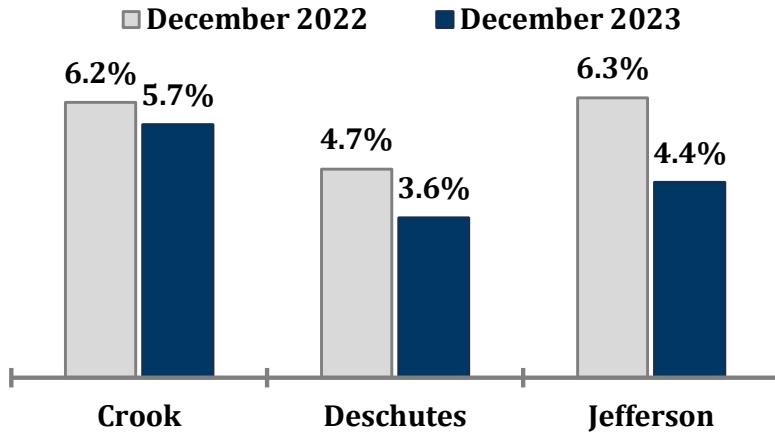




# Central Oregon Economic Indicators

## December 2023 Data

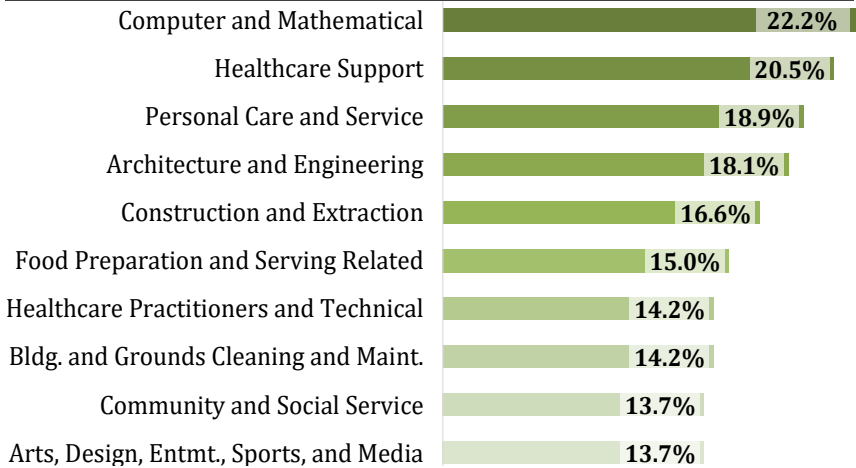
### Local Area Unemployment Rates (Seasonally adjusted)



### Graph of the Month (Central Oregon)

#### The 10 Fastest Growing Job Groups, 2022-2032

Source: Oregon Employment Department, Occupational Projections



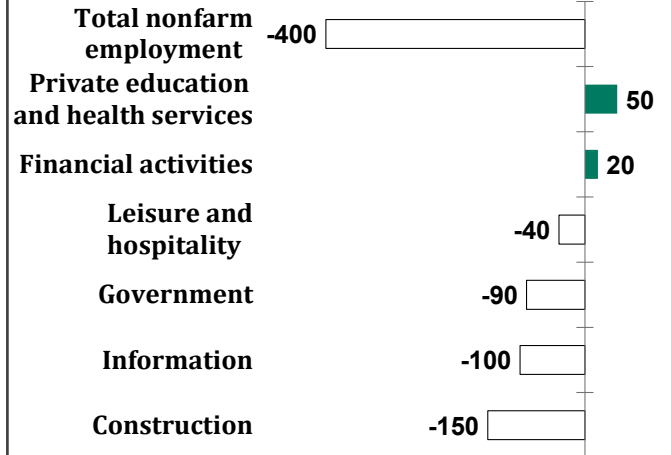
According to our most recent occupational projections, computer and mathematical occupations are expected to experience the fastest growth (22.2%) in Central Oregon from 2022 to 2032. They are closely followed by healthcare support occupations, which are projected to grow by 20.5% during this time, and personal care and service-related occupations with a growth rate of 18.9%.

When we consider all jobs, the growth rate is lower at 10.9%. It's also worth noting that job growth within these broader occupational categories can vary significantly. For example, health care related jobs are expected to have the fastest growth (16.8%) among all jobs. In fact, two of the top 10 occupational categories are related to health care. However, not all health care related jobs will experience the same growth, certain jobs are set to grow at a much faster rate than others.

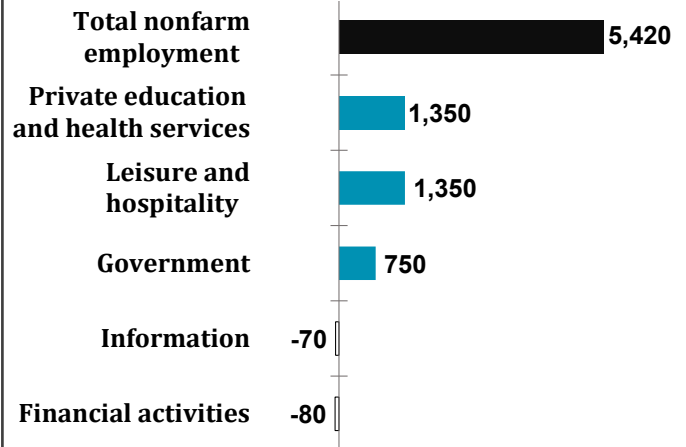
If you would like to learn more about the projected growth within these broader categories, you can visit our [projections page](#) on qualityinfo.org.

### Select Industry Gains and Losses (Over-the-year net employment change)

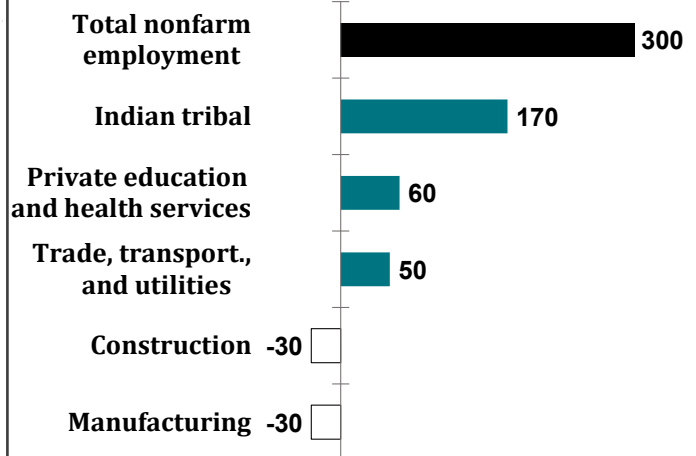
#### Crook County



#### Deschutes County



#### Jefferson County



Want to join the distribution list? Contact:  
Nicole Ramos at [Nicole.S.Ramos@employ.oregon.gov](mailto:Nicole.S.Ramos@employ.oregon.gov)