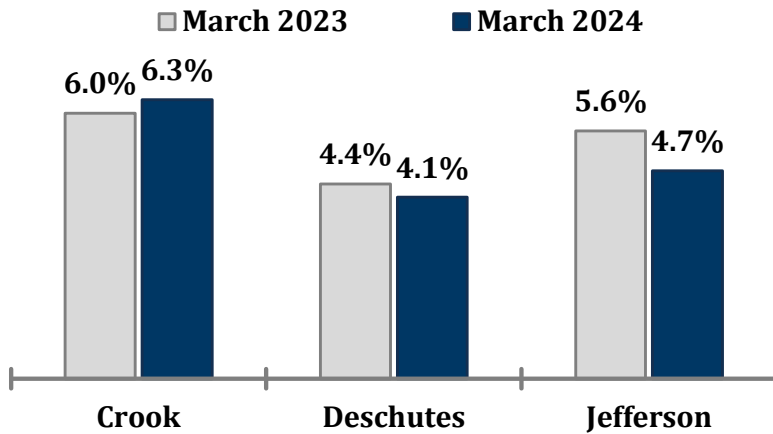




Central Oregon Economic Indicators

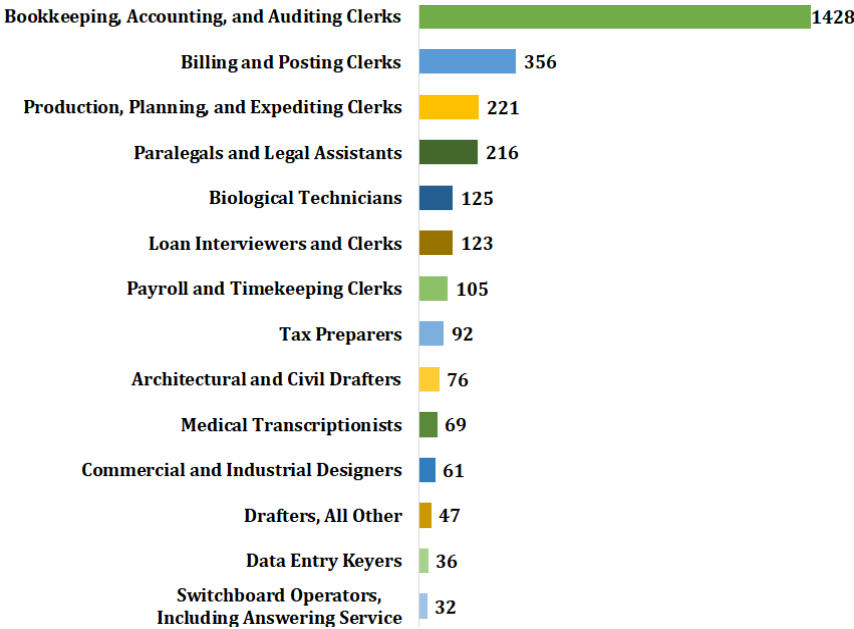
March 2024 Data

Local Area Unemployment Rates (Seasonally adjusted)



Graph of the Month (Central Oregon) Employment in Occupations with High Exposure to A.I.

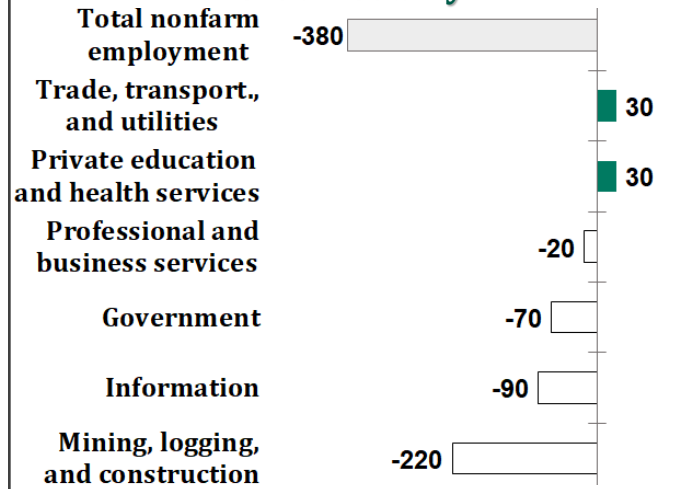
Source: Oregon Employment Department, Pew Research Center



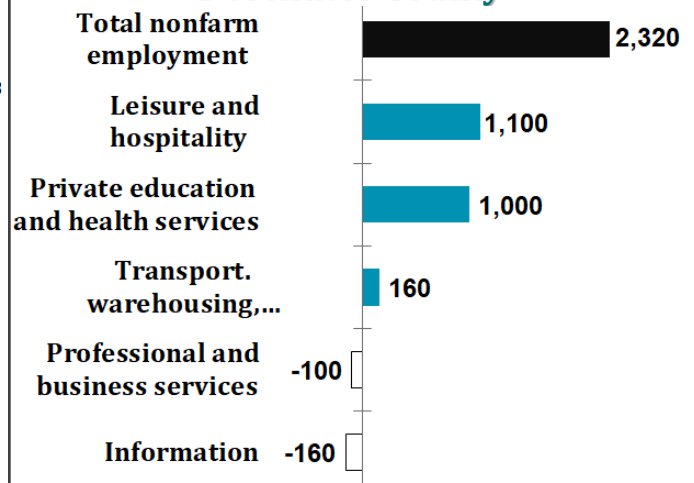
Artificial intelligence's impact on the labor market is uncertain, but it's likely to have upsides and downsides, even within the same occupation. The special graph this month looks at roles with the most exposure to A.I. This categorization comes from the Pew Research Center, which ranked occupations into high, medium, and low exposure by job duties. The roles in the graph may see reduced employment through automation, or may see enhanced job duties and skills using A.I. techniques. Many of the positions are clerk and assistant roles in a variety of fields, who may have routine research and categorization tasks done for them by A.I. assistants. Certain drafting, design, and science occupations are likely to use or complement automated creative processes.

Select Industry Gains and Losses (Over-the-year net employment change)

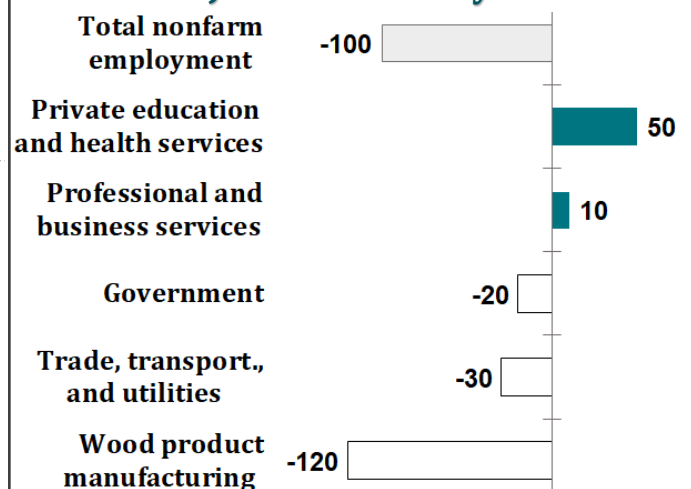
Crook County



Deschutes County



Jefferson County



Want to join the distribution list? Contact:
Nicole Ramos at Nicole.S.Ramos@employ.oregon.gov