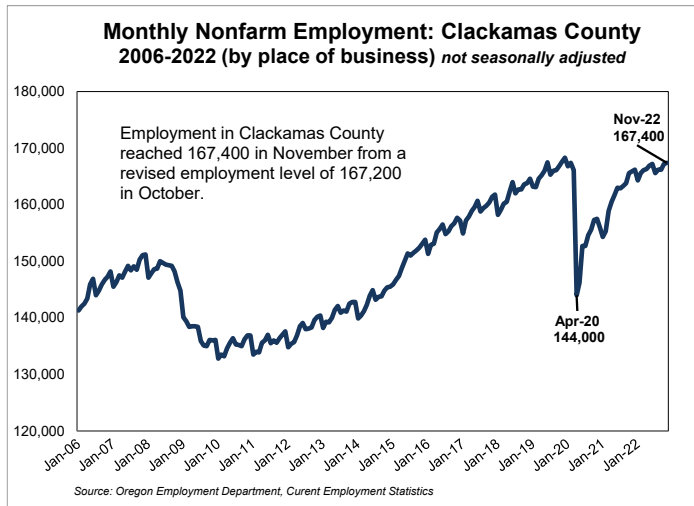


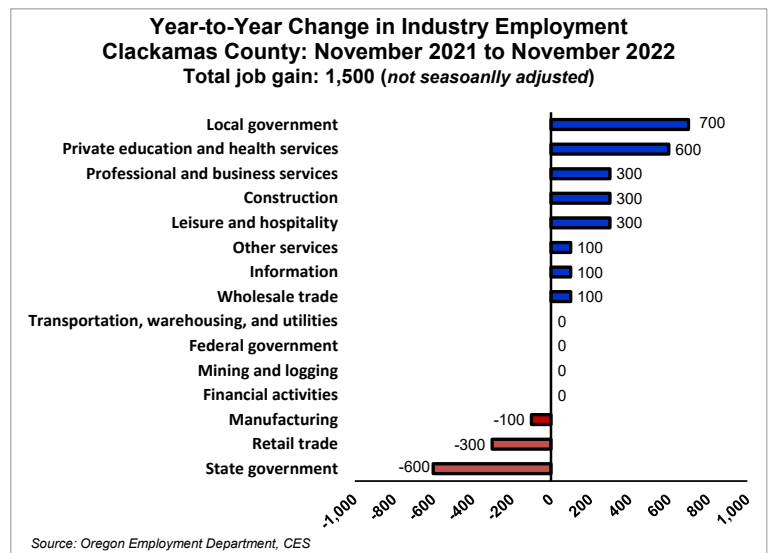
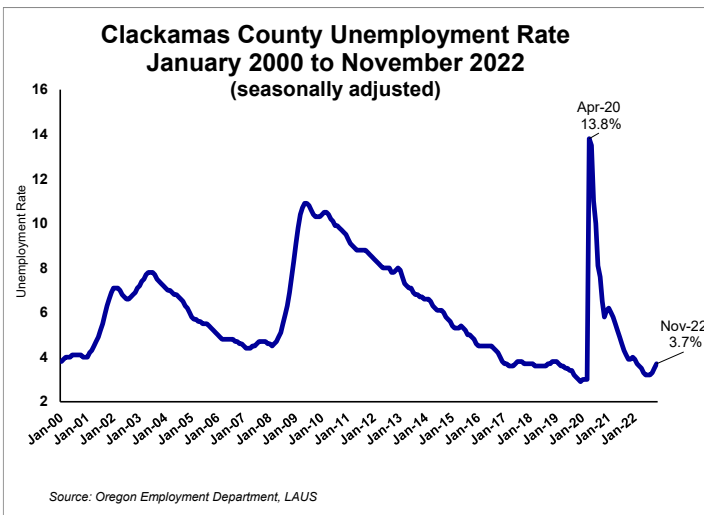
Clackamas County

ECONOMIC INDICATORS

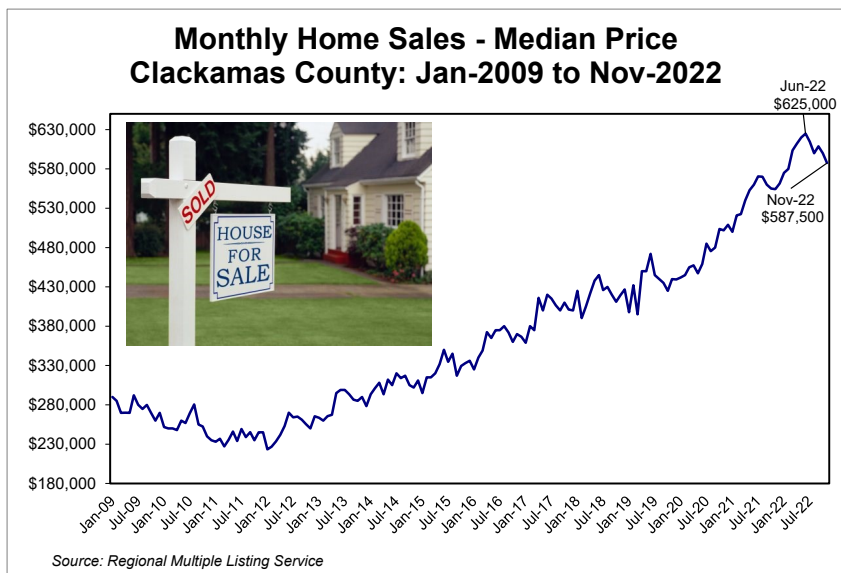
December 2022 (November data)



- Total nonfarm employment reached 167,400 in November which was 200 more jobs than the previous month and 1,500 more than a year ago.
- The unemployment rate (*seasonally adjusted*) reached 3.7% in November from 3.9% a year ago. There were 8,425 unemployed residents in Clackamas County in November which was 242 less than a year ago.
- The industries with the most year-to-year jobs gains included local government (700) and private education and health services (600).



Since the summer of 2022, the median sales price of homes in Clackamas County has fallen by 6%.



- The median price of homes in the county reached a high of \$625,000 in June 2022 and fell by \$37,500 to \$587,500 in November.
- The county's monthly housing sales in 2022 have continued to slow since August, from 607 closed sales to 369 closed sales in November.
- November's year-to-year 30-year fixed mortgage rates increased from an average rate of 3.07% in November 2021 to 6.81% in November 2022.