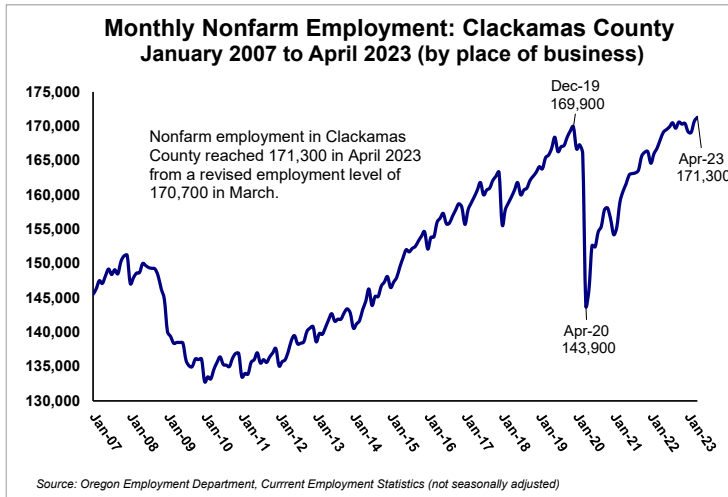


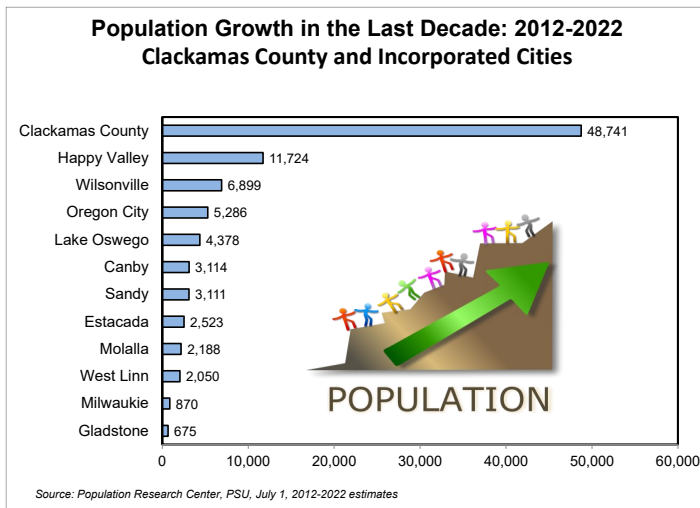
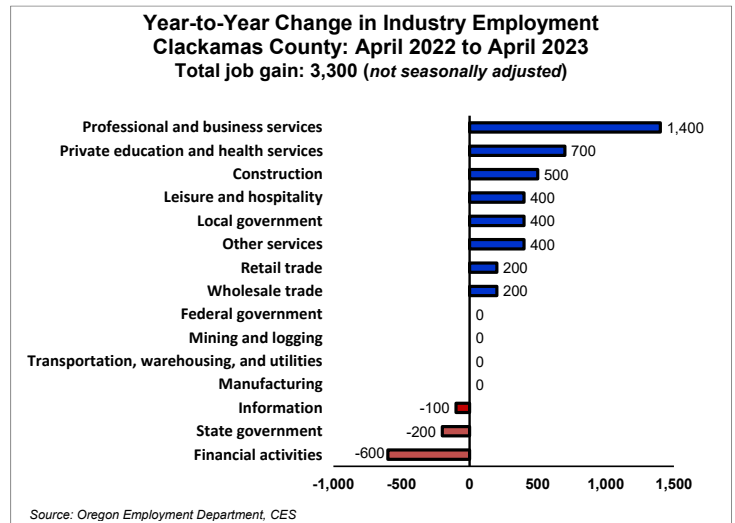
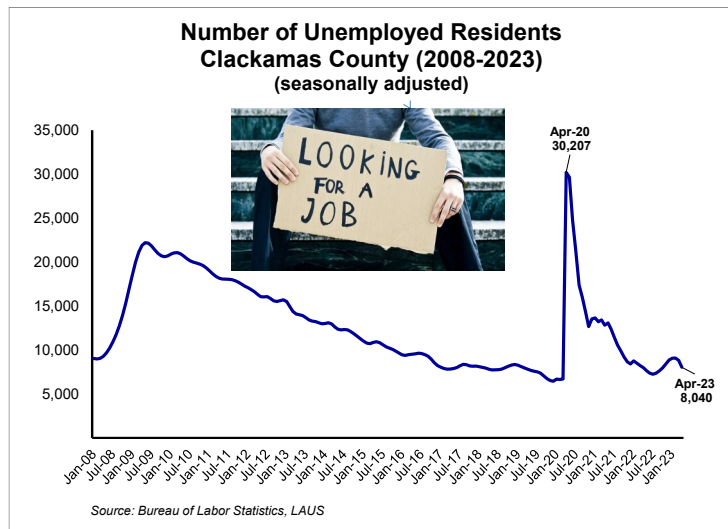
Clackamas County

ECONOMIC INDICATORS

May 2023 (April data)



- Total nonfarm employment reached 171,300 in April which was a loss of 200 from the previous month and 3,200 more than a year ago. More than three-quarters (79%) of the job growth since April 2022 occurred in professional and business services, educational and health services, and construction.
- The *seasonally adjusted* unemployment rate reached 3.6% in April in Clackamas County with 8,040 residents looking for work.
- Clackamas County added 48,741 new residents during the last decade. The largest population gains were seen in Happy Valley, Wilsonville, Oregon City, and Lake Oswego.



City Population Estimates - 2022

Canby	18,979
Estacada	5,373
Gladstone	12,170
Happy Valley	26,689
Johnson City	527
Lake Oswego*	41,148
Milwaukie	21,305
Molalla	10,298
Oregon City	37,786
Rivergrove*	558
Sandy	12,991
West Linn	27,420
Wilsonville*	27,414

Source: Population Research Center, PSU, July 2022 estimates

* City is located and has population in more than one county.