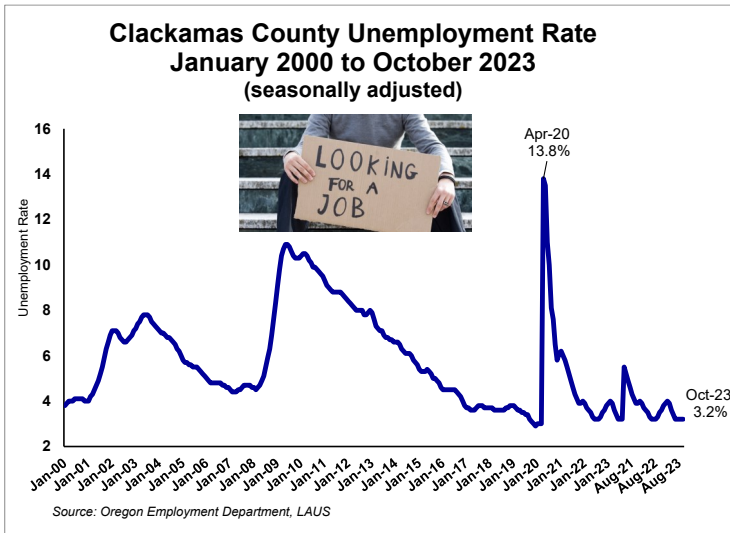
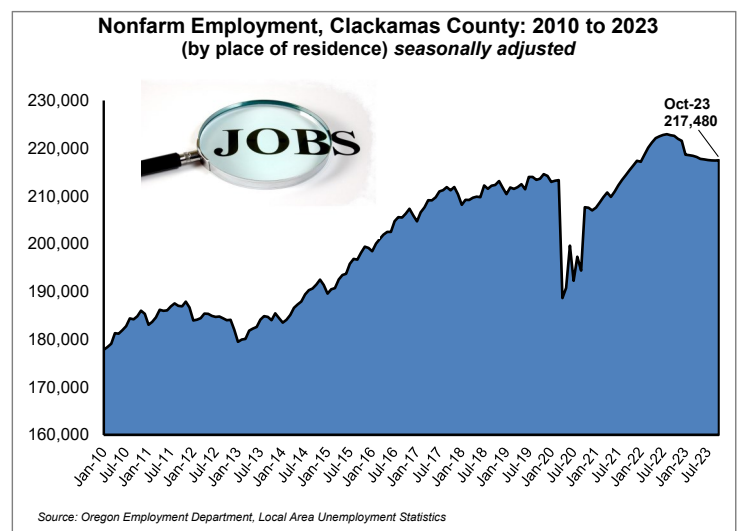
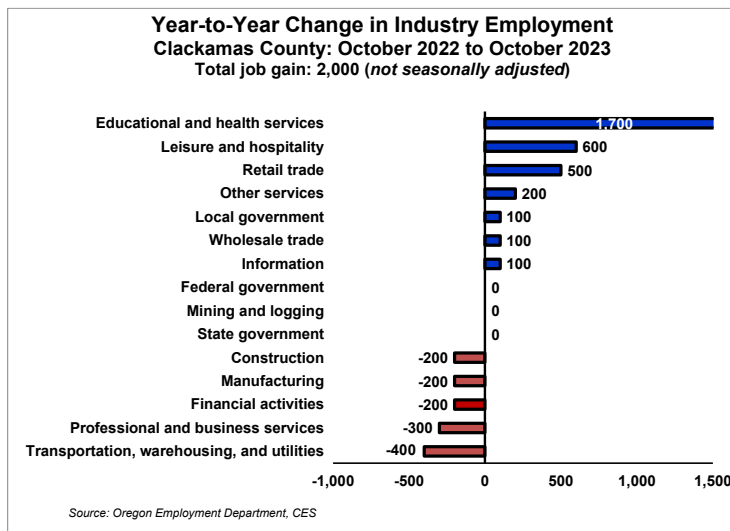


Clackamas County ECONOMIC INDICATORS

November 2023 (October data)



- The *seasonally adjusted unemployment rate* in Clackamas County kept steady at 3.2% in October with 7,254 residents unemployed and actively seeking work.
- The county's covered industry employment reached 172,500 in October from a revised 171,700 the previous month. Three industries added the majority of jobs: private education & health services (1,700); leisure and hospitality (600); and retail trade (500).
- The estimated number of Clackamas County residents who were employed rose to 217,480 in October from 217,427 the previous month.



Graph of the Month: Building Permits

- During the last nine months in Clackamas County, the total number of building permits a month (multiple and single family) averaged 114 permits compared with 180 average permits a month in 2022.
- The county's single family permits have far outnumbered multiple family permits in most years with the exception of 2022. The recent increase in multiple family housing could be partially attributed to the passing of *House Bill 2001* in 2019 that required certain zoning districts in cities and counties to allow middle housing such as duplexes, townhouses, triplexes, quadplexes and cottage clusters.

