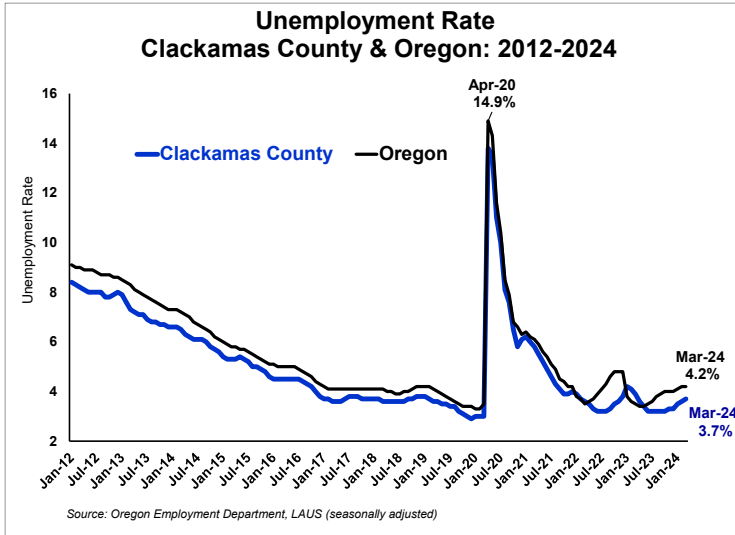


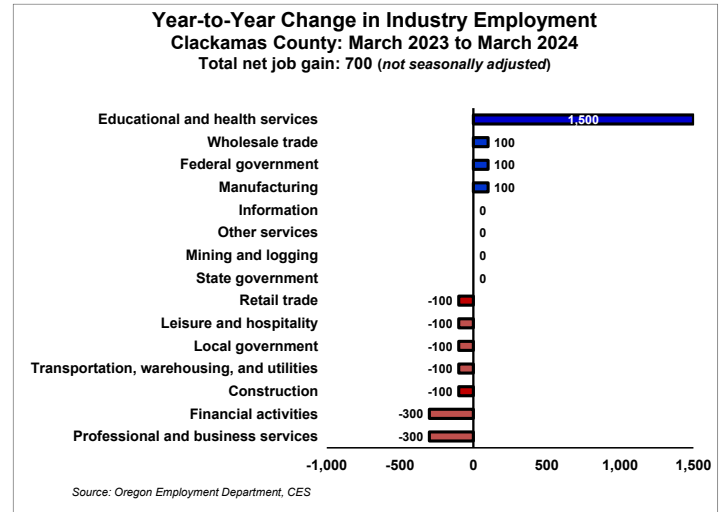
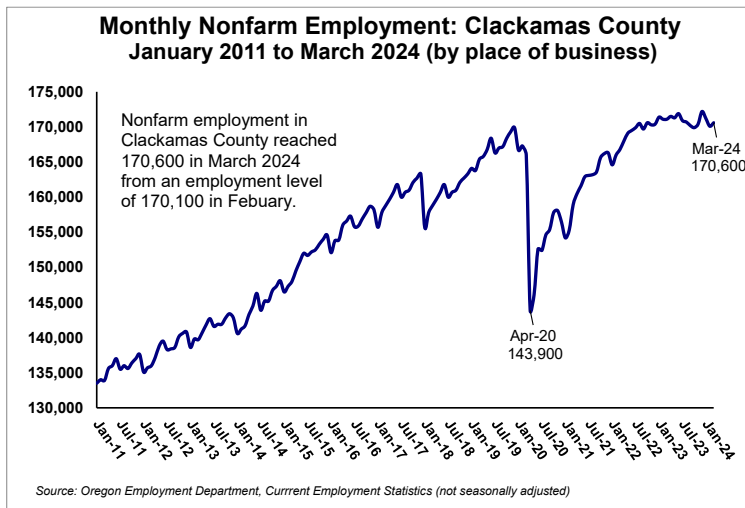
# Clackamas County

## ECONOMIC INDICATORS

### April 2024 (March data)



- The *seasonally adjusted* unemployment rate in Clackamas County rose slightly to 3.7% in March from 3.6% the previous month. The number of unemployed residents in the labor force rose to 8,395 in March from 8,181 the previous month.
- Industry employment reached 170,600 in March which was 500 more than in February. The county has added back a net total of 26,700 jobs since the pandemic low of 143,900 jobs in April 2020.
- Year-over-year net employment growth in Clackamas County was at 700 in March with the majority of growth in private education and health services (+1,500).



**Graph of the Month:** The number of farms in Clackamas County decreased to 4,156 in 2022 from 4,297 in 2017 according to the recently released Census of Agriculture report.

- There were 157,937 acres in farms in the county during 2022 with the average size farm at 38 acres.
- The 851 employer farms in the county employed 7,490 farm workers and 13.8% of this labor force were migrant farm workers in 2022.

