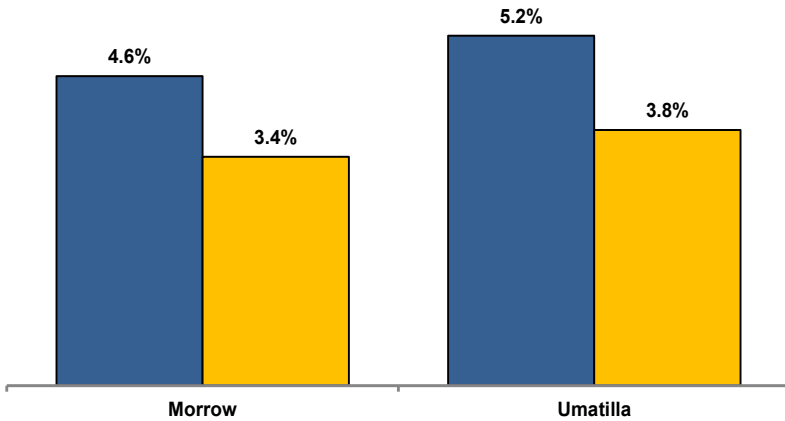


Unemployment Rates (Seasonally Adjusted)

■ October 2022 ■ October 2023



Unemployment Rate News

Morrow County's seasonally adjusted unemployment rate for October 2023 was 3.4%, while Umatilla County came in at 3.8%. Morrow County's rate was below Oregon's statewide rate of 3.6% and both were below the national rate of 3.9%.

Morrow County's rate tied for seventh lowest among Oregon's 36 counties for the month while Umatilla County's ranked in a three-way tie for 17th.

Both counties' rates were below their October 2022 rates.

Both counties' October 2023 rates were their lowest October rates since comparable statistics began in 1990. Over the same period, Umatilla County's rate was also its lowest rate for any month.

Nonfarm Employment Change


October 2022 to October 2023

Morrow County gained an estimated 220 jobs over the year. The private sector increased by 170 jobs. Manufacturing and leisure and hospitality saw the largest gains. Losses were confined to wholesale trade. The public sector added 50 jobs with a gain in local government overcoming a loss in state government while federal government was unchanged.

Umatilla County employment increased by an estimated 1,050 jobs over the year. The private sector increased by 670 jobs. Gains were led by professional and business services; education and health services; leisure and hospitality; and mining, logging, and construction. Losses were led by manufacturing and transportation, warehousing, and utilities. The public sector added 380 jobs with gains in state government, Indian tribal, other local government, federal government, and local education.

Notable Industry Gains and Losses

Over-the-Year Employment Change from October 2022



Morrow

- Local Government (+70)
- Manufacturing (+60)
- Leisure/Hospitality (+50)
- Professional/Business Services (+30)
- Retail Trade (+10)
- Financial Activities (+10)

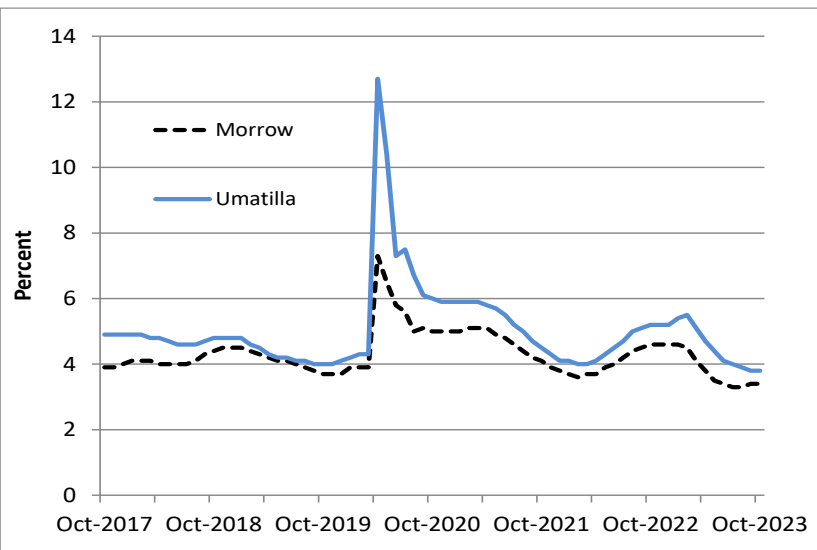
Umatilla

- Professional/Business Services (+460)
- Private Education/Health Services (+190)
- State Government (+170)
- Leisure/Hospitality (+140)
- Mining/Logging/Construction (+100)
- Indian tribal (+90)

- State Government (-20)
- Wholesale Trade (-10)

- Manufacturing (-220)
- Transportation/Warehousing/Utilities (-130)
- Retail Trade (-20)

Unemployment rates at or near record lows since 1990



Want to learn more about the Oregon economy?

Follow us on Twitter at: twitter.com/OED_Research

Visit our web site at: QualityInfo.org

Visit our subscription service at: qualityinfo.org/subscribe

For more economic or labor market data about Morrow or Umatilla counties, contact:

Tony Wendel, Workforce Analyst

Cell: 541-667-7027

E-mail: Tony.A.Wendel@employ.oregon.gov

Dallas Fridley, Regional Economist

Cell: 541-645-0005

E-mail: Dallas.W.Fridley@employ.oregon.gov

Want to be added to the monthly distribution list?

E-mail me at: Tony.A.Wendel@employ.oregon.gov