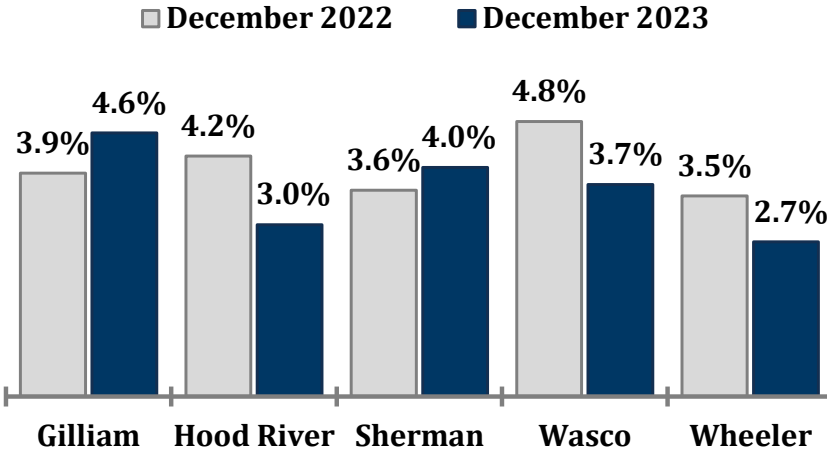




Columbia Gorge Economic Indicators

December 2023 Data

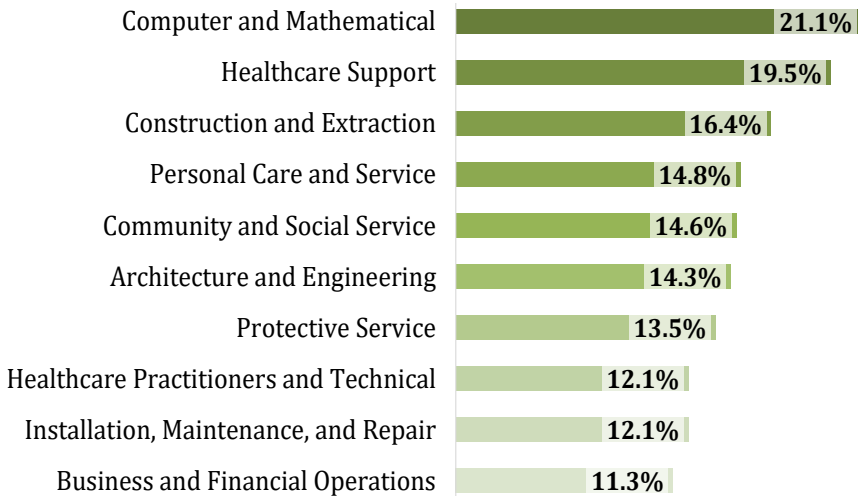
Local Area Unemployment Rates (Seasonally adjusted)



Graph of the Month (Columbia Gorge)

The 10 Fastest Growing Job Groups, 2022-2032

Source: Oregon Employment Department, Occupational Projections



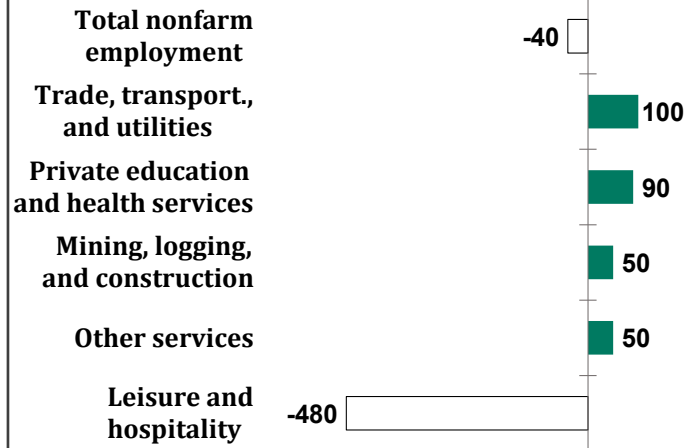
According to our most recent occupational projections, computer and mathematical occupations are expected to experience the fastest growth (21.1%) in the Columbia Gorge from 2022 to 2032. They are closely followed by healthcare support occupations, which are projected to grow by 19.5% during this time, and construction and extraction occupations with a growth rate of 16.4%.

When we consider all jobs, the growth rate is lower at 9.0%. It's also worth noting that job growth within these broader occupational categories can vary significantly. For example, not all construction and extraction jobs will experience the same growth, certain jobs are set to grow at a much faster rate than others.

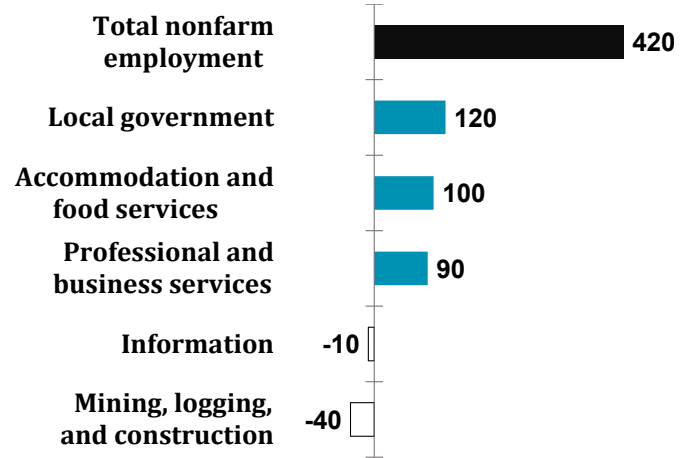
To learn more about the projected growth within these broader categories, you can visit our [projections page](#) on qualityinfo.org.

Select Industry Gains and Losses (Over-the-year net employment change)

Hood River County



Wasco County



Notable Over-the-Year Changes

Gilliam

Total nonfarm employment (-270)

Leisure and hospitality (-5)

Professional and business services (-5)

Sherman

Total nonfarm employment (5)

Trade, transportation and utilities (+15)

Leisure and hospitality (-15)

Wheeler

Total nonfarm employment (+40)

Government (+45)

Trade, transportation, and utilities (-10)

Want to join the distribution list? Contact:

Nicole Ramos at Nicole.S.Ramos@employ.oregon.gov