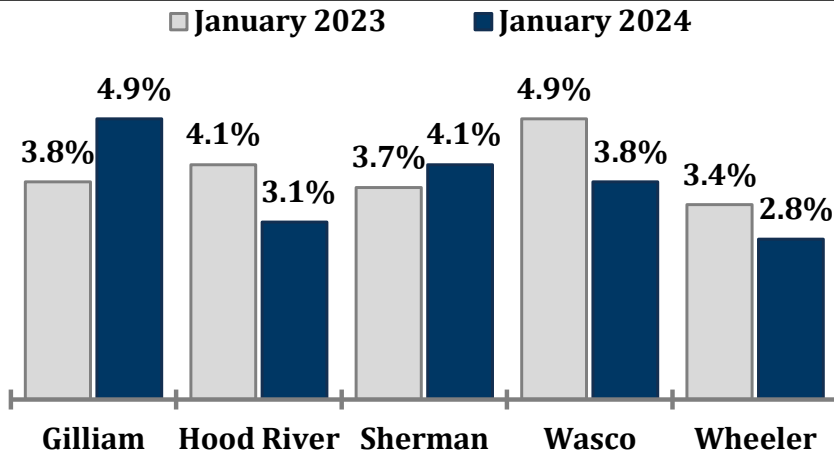




Columbia Gorge Economic Indicators

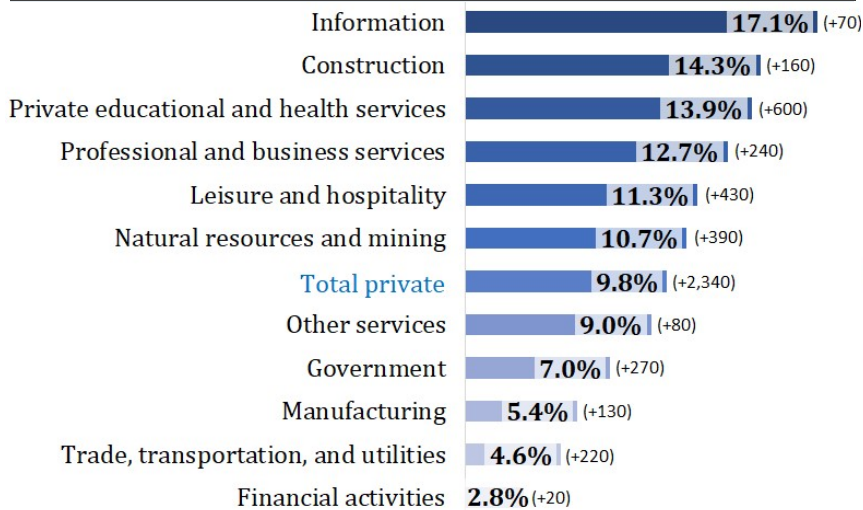
January 2024 Data

Local Area Unemployment Rates (Seasonally adjusted)



Graph of the Month (Columbia Gorge) Industry Employment Projections, 2022-2032

Source: Oregon Employment Department

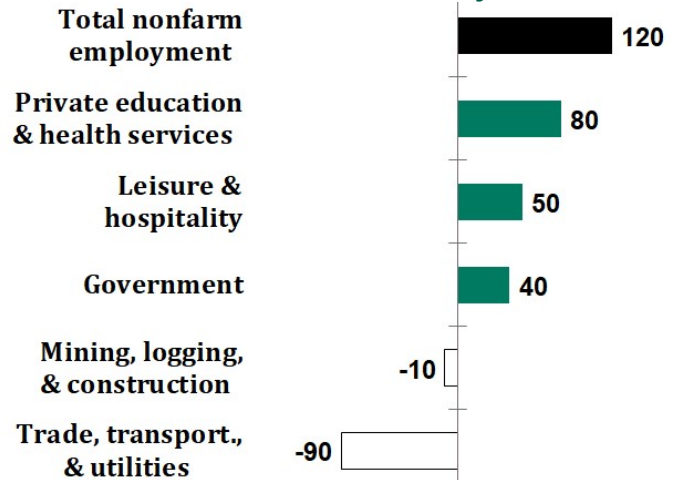


According to our latest Columbia Gorge industry projections, the information industry is projected to experience the fastest growth (17.1%) from 2022 to 2032. Comparatively, total private industry employment is expected to witness a respectable 9.8% increase during this period. The construction industry is poised to have the second strongest growth by 2032, with a forecasted rate of 14.3%, closely followed by the private educational and health services sector (13.9%).

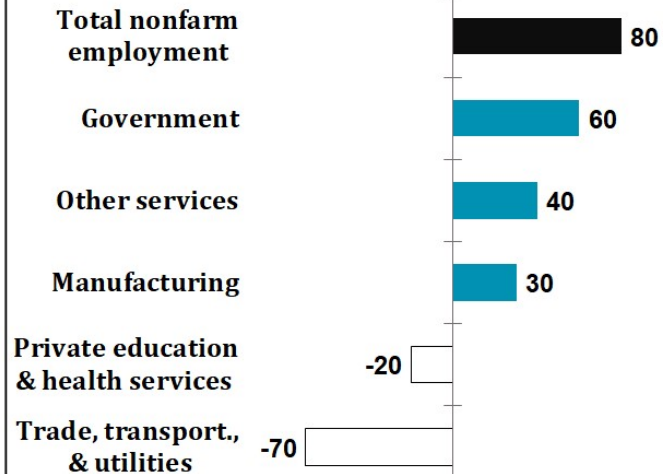
In contrast, the financial activities industry is expected to have the weakest growth rate at 2.8% and is slated to add the least amount of jobs, a mere 20 positions. In terms of total jobs added, private educational and health services is projected to lead the way with the addition of 600 jobs from 2022 to 2032, trailed by leisure and hospitality (+430 jobs) and natural resources and mining sector (+390 jobs).

Select Industry Gains and Losses (Over-the-year net employment change)

Hood River County



Wasco County



Notable Over-the-Year Changes

Gilliam

Total nonfarm employment (-145)
Government (-15)
Professional and business services (-10)

Sherman

Total nonfarm employment (+15)
Government (+20)
Leisure and hospitality (-15)

Wheeler

Total nonfarm employment (No Change)
State government (+5)
Trade, transportation, and utilities (-5)

Want to join the distribution list? Contact:
Nicole Ramos at Nicole.S.Ramos@employ.oregon.gov