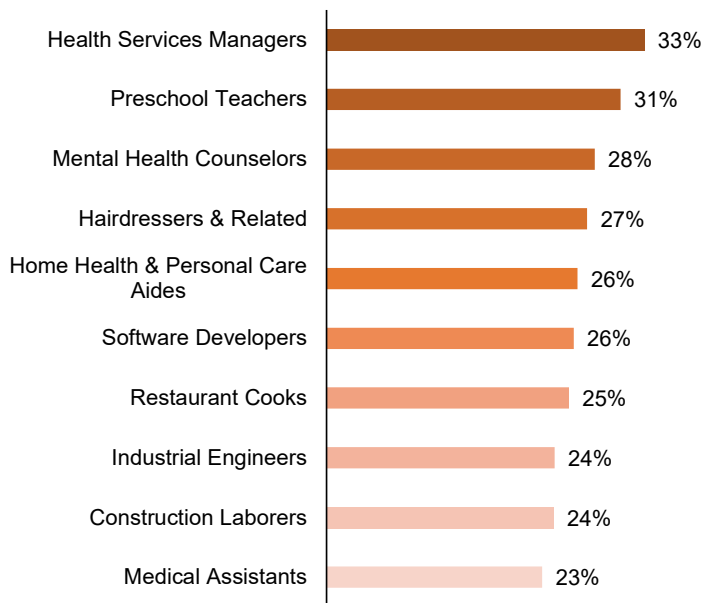


**Special Topic: 10-Year Occupational Projections**

**Fastest Growing Jobs 2022-2032**  
 South Central occupations employing 50+ in 2022



This month's special graph looks at the fastest growing jobs in South Central Oregon over the next decade. Explore the data on nearly 800 occupations for yourself with our [Occupational Profiles Report](#) tool.

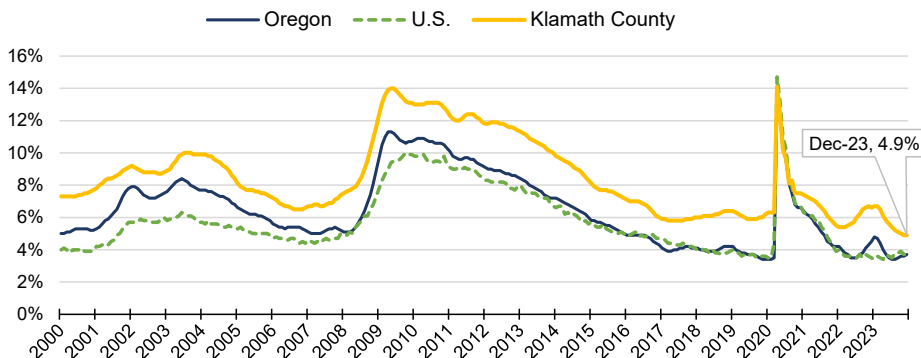
The fastest growing jobs in most regions are dominated by health care. Although Klamath and Lake have some medical careers in the top 10, the mix is more varied here, with tech, education, construction, and personal services making the cut as well. Training requirements vary, but are less focused on higher education than in other regions: only 2 of the 10 on this list typically require a master's degree or more, versus 6 for the Rogue Valley.

Limiting the list to those occupations that employ over 50 to begin with cuts out several emerging occupations but better represents local hiring needs. In the broader list on our [projections page](#), you'll find fast-growth roles available at a variety of training and education levels.

Source: Oregon Employment Department, 2022-2032 Occupational Employment Projections

**Unemployment Rate at 4.9%**

- Unemployment rate December 2022 was 6.6%
- Unemployment rate little changed over-the-month



Source: Oregon Employment Department, LAUS

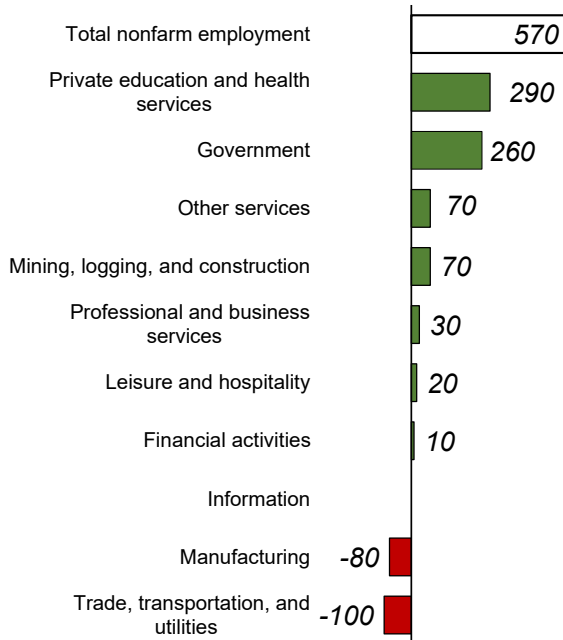
**Industry Employment Change: Dec. 2022 to Dec. 2023**  
 Klamath County adds **570 jobs** over the year

- Employment up **2.5%** in the past year
- [Detailed December Employment Press Release](#)

**Henry Fields—Workforce Analyst for Southern Oregon**  
[Henry.L.Fields@employ.oregon.gov](mailto:Henry.L.Fields@employ.oregon.gov)  
 (541) 359 - 9178

[QualityInfo.org](#): Your source for the latest economic data, highlights, and analysis.

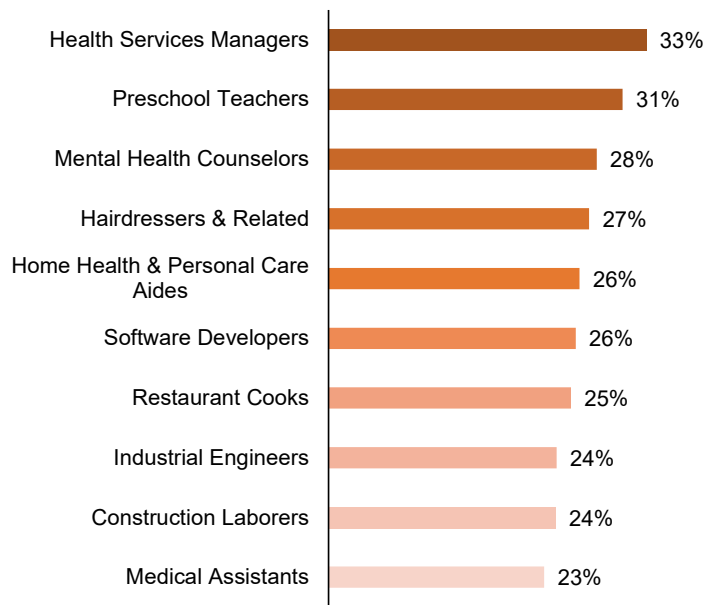
Discover everything related to South Central Oregon and Klamath County's labor market: [South Central Oregon](#)



Source: Oregon Employment Department, CES

**Special Topic: 10-Year Occupational Projections**

**Fastest Growing Jobs 2022-2032**  
 South Central occupations employing 50+ in 2022



Source: Oregon Employment Department, 2022-2032 Occupational Employment Projections

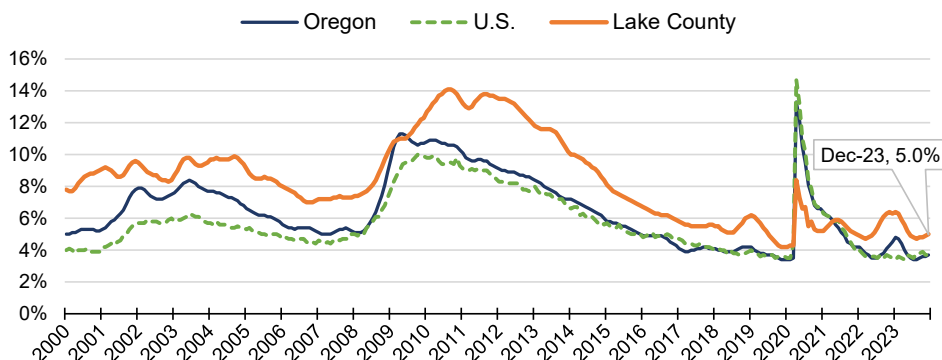
This month's special graph looks at the fastest growing jobs in South Central Oregon over the next decade. Explore the data on nearly 800 occupations for yourself with our [Occupational Profiles Report](#) tool.

The fastest growing jobs in most regions are dominated by health care. Although Klamath and Lake have some medical careers in the top 10, the mix is more varied here, with tech, education, construction, and personal services making the cut as well. Training requirements vary, but are less focused on higher education than in other regions: only 2 of the 10 on this list typically require a master's degree or more, versus 6 for the Rogue Valley.

Limiting the list to those occupations that employ over 50 to begin with cuts out several emerging occupations but better represents local hiring needs. In the broader list on our [projections page](#), you'll find fast-growth roles available at a variety of training and education levels.

**Unemployment Rate at 5.0%**

- Unemployment rate was 6.3% in December 2022
- Unemployment rate remained little changed since Spring of 2023

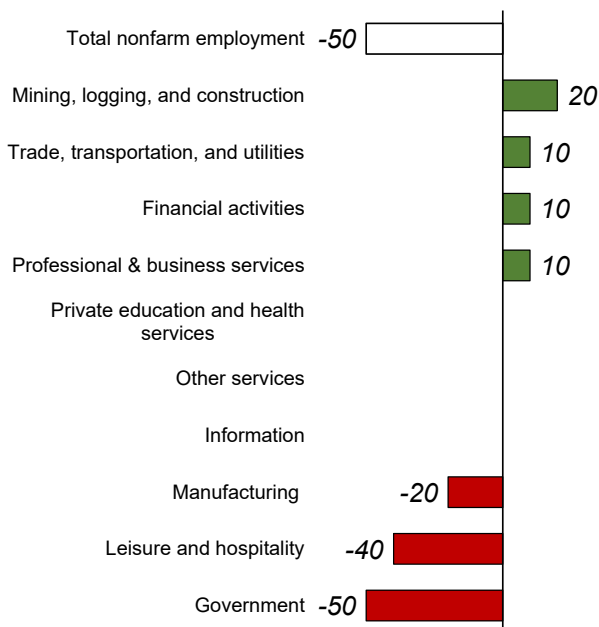


Source: Oregon Employment Department, LAUS

**Industry Employment Change: Dec. 2022 to Dec. 2023**

Lake County employment levels down 50 jobs over-the-year

[Detailed December Employment Press Release](#)



Source: Oregon Employment Department, CES

**Henry Fields—Workforce Analyst for Southern Oregon**

[Henry.L.Fields@employ.oregon.gov](mailto:Henry.L.Fields@employ.oregon.gov)

(541) 359 - 9178

[QualityInfo.org](#): Your source for the latest economic data, highlights, and analysis.

Discover everything related to South Central Oregon and Lake County's labor market: [South Central Oregon](#)