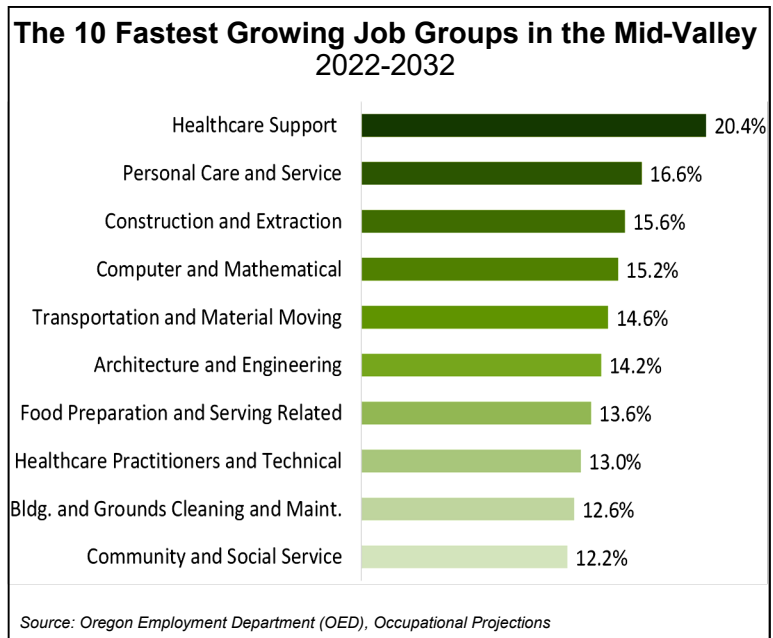
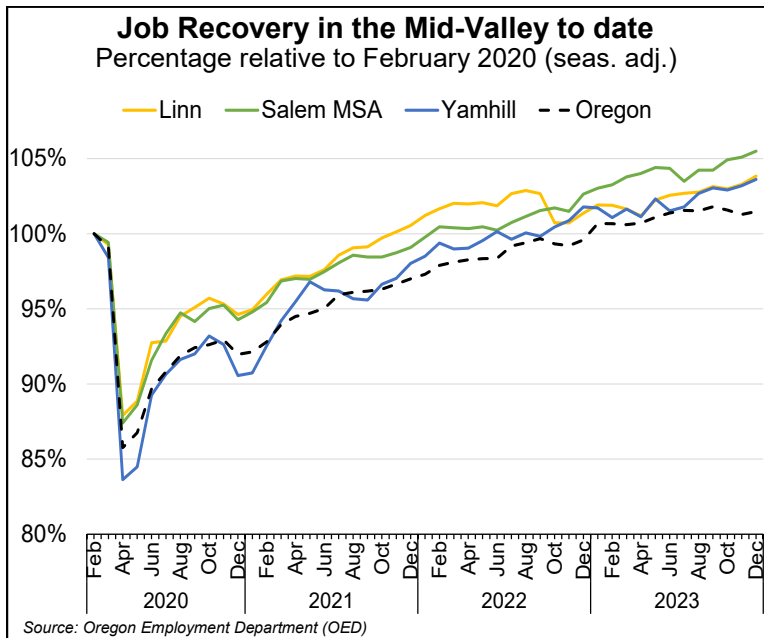
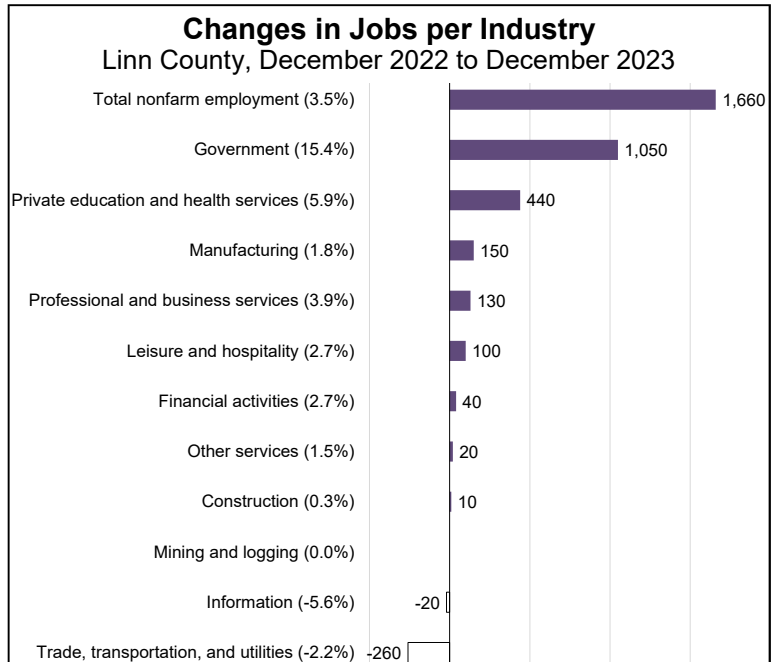
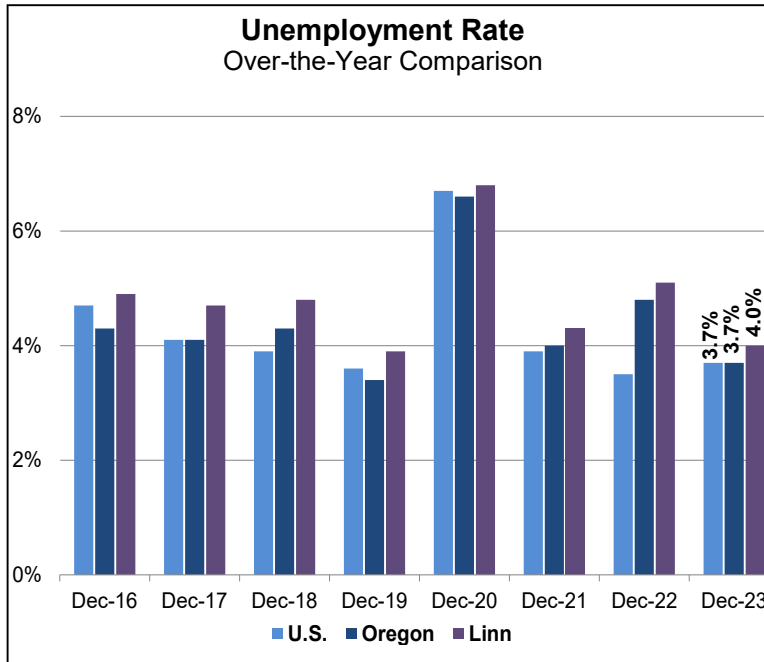


Mid-Valley Economic Indicators— Linn County, December Data

Linn County's seasonally adjusted unemployment rate increased slightly in December and is now 4.0%. Statewide, the unemployment rate increased to 3.7% from 3.6% in November. During this time, seasonally adjusted employment increased by 260 jobs, and employment is now 1,800 jobs, or 3.8% above the February 2020 pre-pandemic employment level.

From December of last year to December of this year, total nonfarm employment increased by 3.5%, or by 1,660 jobs. The public sector had the largest employment gains over the year (+1,050 jobs), followed by the private education and health services industry (+440 jobs). The trade, transportation, and utilities industry had the greatest employment losses (-160 jobs), followed by the information industry (-20 jobs).

PROJECTED JOB GROWTH — The fastest-growing jobs in most regions are dominated by health care. This is also true in the Mid-Valley, where healthcare support occupations are expected to grow by 20.4% by 2032. Personal care and service related jobs are expected to grow at the second-fastest rate during this time (16.6%), followed by construction and extraction jobs (15.6%). When considering all jobs, the rate of growth is smaller at 9.6%, but job growth within these broader occupational categories can vary widely. To learn more about projected growth within these broader categories you can visit [our projections page](#) on qualityinfo.org, where you can also find an [article on Mid-Valley](#) employment growth.



For more information and/or to be added to the monthly e-mail distribution list, contact:

Nicole S. Ramos, Workforce Analyst, Oregon Employment Dept.
Serving Linn, Marion, Polk and Yamhill counties
nicole.s.amos@employ.oregon.gov | Tel.: (541) 223-4954

Join the conversation and stay informed.

[Qualityinfo.org/mid-valley](https://www.qualityinfo.org/mid-valley)

Contact us for online presentations and speaking engagements.

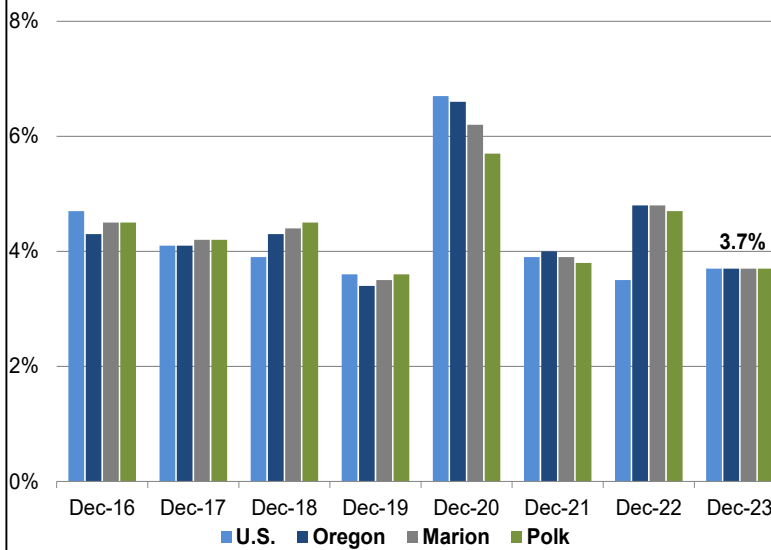
Mid-Valley Economic Indicators— Salem MSA, December Data

The Salem MSA's seasonally adjusted unemployment rate was 3.8% in December, up from 3.6% in November. Similarly, statewide, the unemployment rate increased from 3.6% in November to 3.7% in December. Seasonally adjusted employment was up by 700 jobs, and employment is now 5.5%, or 9,600 jobs, above the February 2020 pre-pandemic employment level.

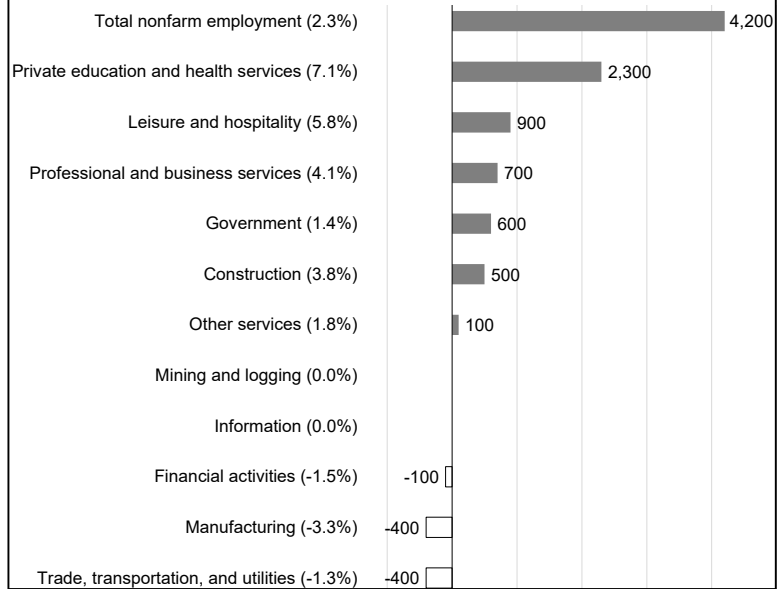
Year-over-year, total nonfarm employment is up 2.3%, or 4,200 jobs. During this time, the private education and health services industry saw the largest employment gains (+2,300 jobs), followed by the leisure and hospitality industry (+900 jobs) and the professional and business services industry (+700 jobs). In contrast, employment in both the manufacturing industry and the trade, transportation, and utilities had the largest employment losses (-400 jobs each).

PROJECTED JOB GROWTH — The fastest-growing jobs in most regions are dominated by health care. This is also true in the Mid-Valley, where healthcare support occupations are expected to grow by 20.4% by 2032. Personal care and service related jobs are expected to grow at the second-fastest rate during this time (16.6%), followed by construction and extraction jobs (15.6%). When considering all jobs, the rate of growth is smaller at 9.6%, but job growth within these broader occupational categories can vary widely. To learn more about projected growth within these broader categories you can visit [our projections page](#) on qualityinfo.org, where you can also find an [article on Mid-Valley](#) employment growth.

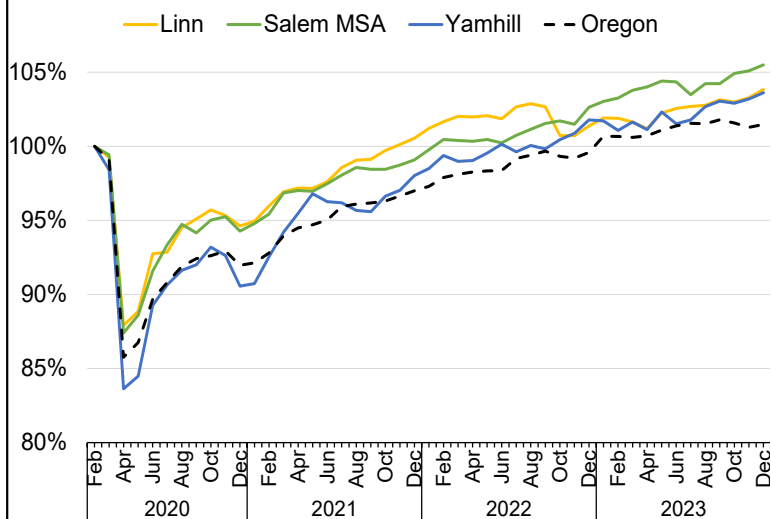
Unemployment Rate
Over-the-Year Comparison



Changes in Jobs per Industry
Salem MSA, December 2022 to December 2023

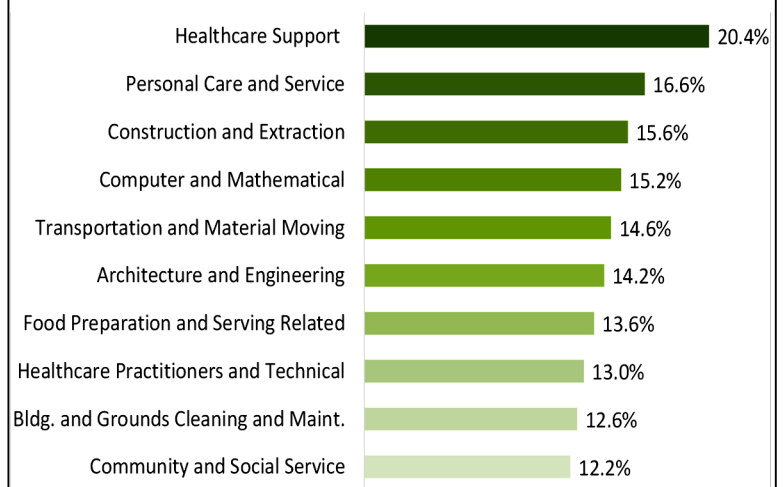


Job Recovery in the Mid-Valley to date
Percentage relative to February 2020 (seas. adj.)



Source: Oregon Employment Department (OED)

The 10 Fastest Growing Job Groups in the Mid-Valley
2022-2032



Source: Oregon Employment Department (OED), Occupational Projections

For more information and/or to be added to the monthly e-mail distribution list, contact:

Nicole S. Ramos, Workforce Analyst, Oregon Employment Dept.
Serving Linn, Marion, Polk and Yamhill counties
nicole.s.amos@employ.oregon.gov | Tel.: (541) 223-4954

Join the conversation and stay informed.

[Qualityinfo.org/mid-valley](https://www.qualityinfo.org/mid-valley)

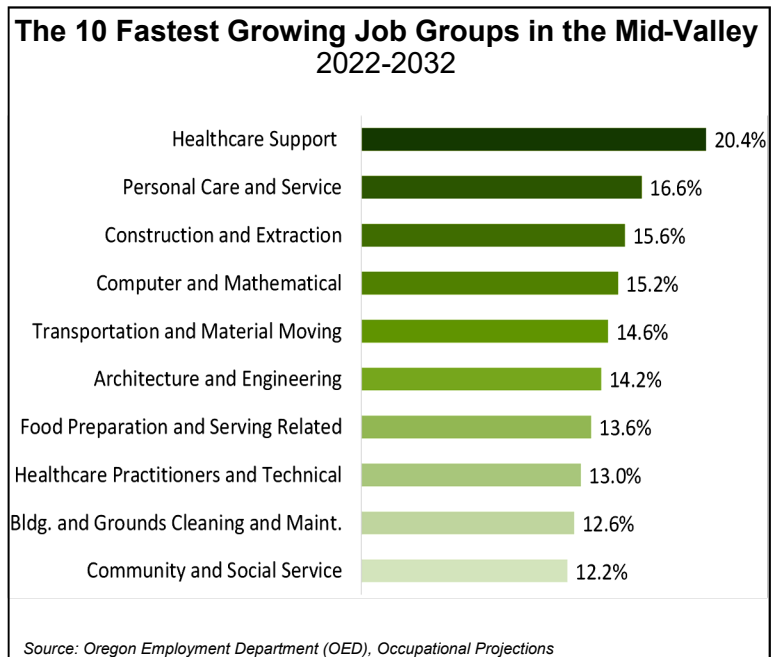
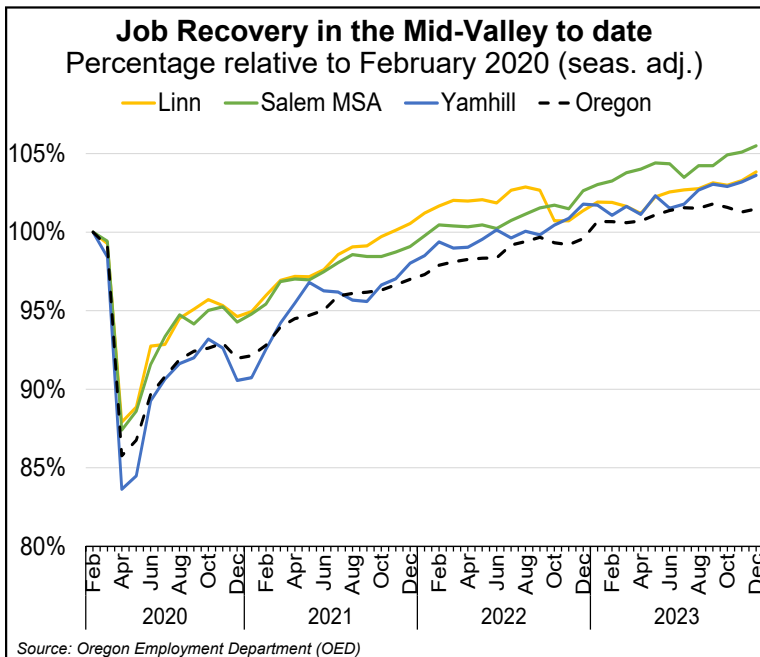
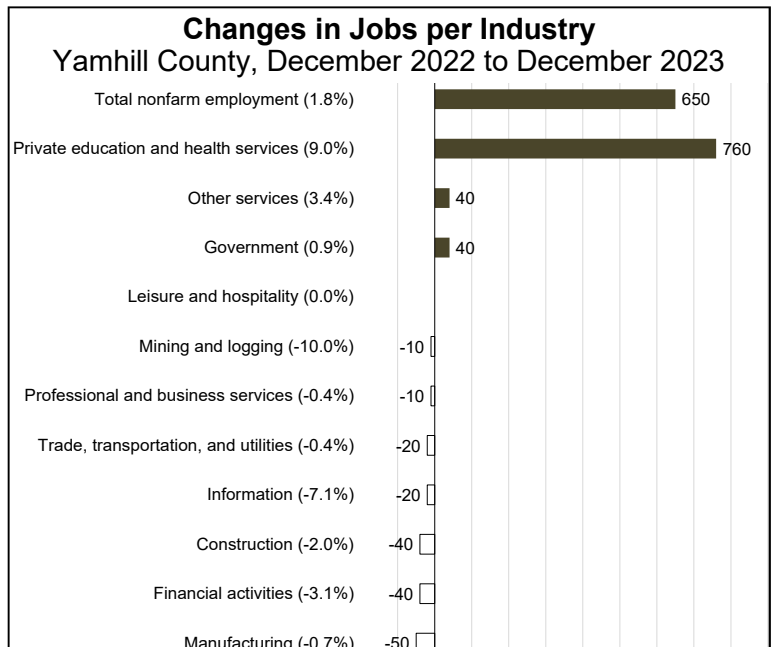
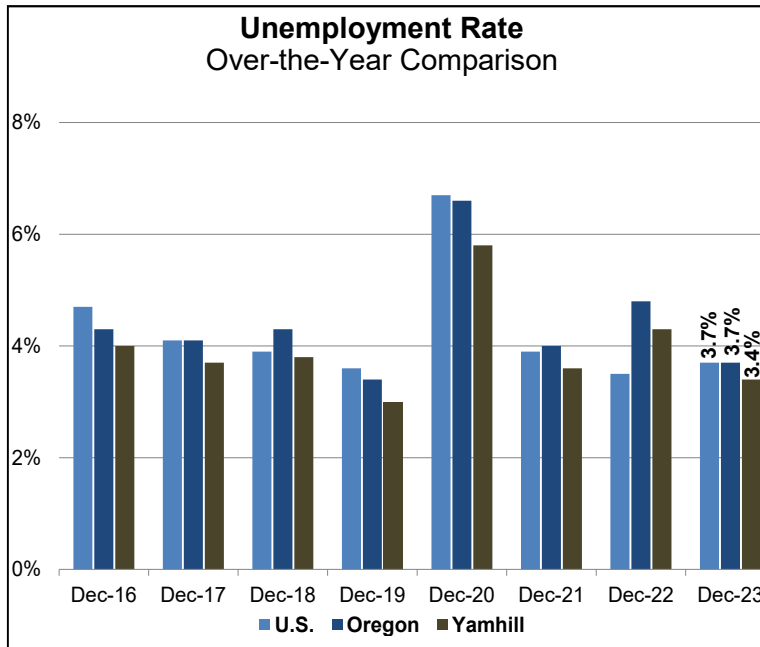
Contact us for online presentations and speaking engagements.

Mid-Valley Economic Indicators— Yamhill County, December Data

Yamhill County's seasonally adjusted unemployment rate increased slightly from 3.3% in November to 3.4% in December. Statewide, the unemployment rate increased from 3.6% in November to 3.7% in December, while the nation's was unchanged in December at 3.7%. The county's seasonally adjusted employment increased by 150 jobs during this time, and employment is now 1,280 jobs, or 3.6%, above the pre-pandemic employment level of February 2020.

Year-over-year, total nonfarm employment increased by 1.8%, or 650 jobs. The private education and health services industry gained the most jobs during this time (+760), followed by the public sector and other service (+40 jobs each). The manufacturing industry registered the most employment losses (-50 jobs), followed by the financial activities industry and the construction industry (-40 jobs each).

PROJECTED JOB GROWTH — The fastest-growing jobs in most regions are dominated by health care. This is also true in the Mid-Valley, where healthcare support occupations are expected to grow by 20.4% by 2032. Personal care and service related jobs are expected to grow at the second-fastest rate during this time (16.6%), followed by construction and extraction jobs (15.6%). When considering all jobs, the rate of growth is smaller at 9.6%, but job growth within these broader occupational categories can vary widely. To learn more about projected growth within these broader categories you can visit [our projections page](#) on qualityinfo.org, where you can also find an [article on Mid-Valley](#) employment growth.



For more information and/or to be added to the monthly e-mail distribution list, contact:

Nicole S. Ramos, Workforce Analyst, Oregon Employment Dept.
Serving Linn, Marion, Polk and Yamhill counties
nicole.s.amos@employ.oregon.gov | Tel.: (541) 223-4954

Join the conversation and stay informed.
[Qualityinfo.org/mid-valley](https://www.qualityinfo.org/mid-valley)

Contact us for online presentations and speaking engagements.