

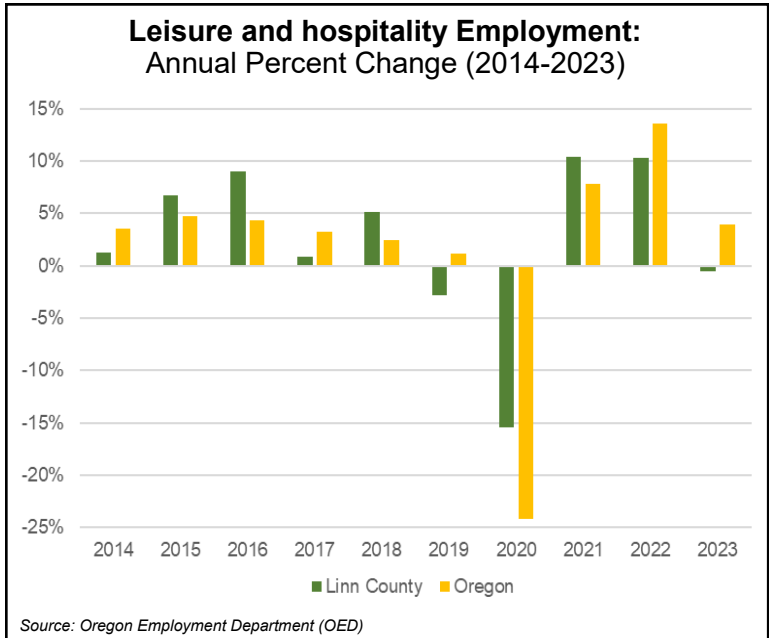
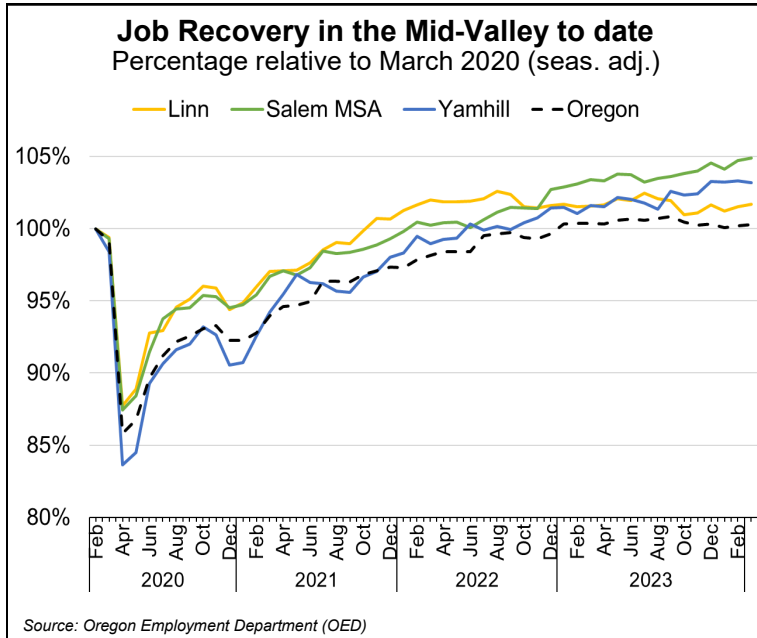
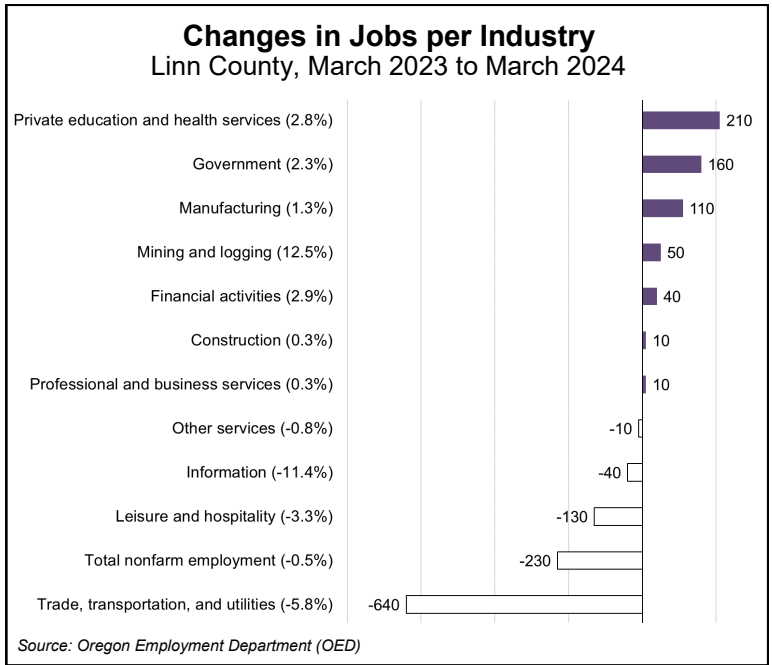
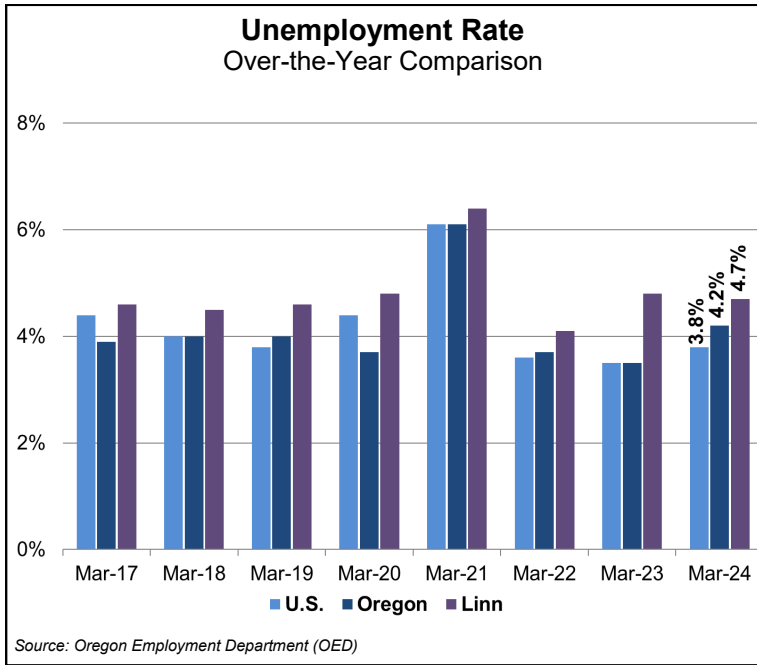
# Mid-Valley Economic Indicators— Linn County, March Data

Linn County's seasonally adjusted unemployment rate was 4.7% in March, up from February's rate of 4.6%. Oregon's statewide unemployment rate in March was 4.2%, matching its revised February rate of 4.2%. During this time, seasonally adjusted employment increased by 80 jobs, and employment is now 780 jobs, or 1.7% above the March 2020 pre-pandemic employment level.

From March of last year to March of this year, total nonfarm employment decreased by 0.5%, or by 640 jobs. Private education and health services had the largest employment gains over the year (+210 jobs), followed by the public sector (+160 jobs). The trade, transportation, and utilities industry had the greatest employment losses (-640 jobs), followed by leisure and hospitality industry (-230 jobs).

**LEISURE AND HOSPITALITY GROWTH**— On an annual average basis, Oregon's leisure and hospitality sector gained 7,900 jobs or 4% in 2023. That compares with a gain of 23,700 jobs or 13.6% growth in 2022. Oregon has not yet reached its pre-pandemic level of employment, which was an annual average of 213,900 in 2019 and 206,500 in 2023.

After gaining 360 jobs in 2022, Linn County's leisure and hospitality sector stayed relatively flat in 2023 with a loss of 20 jobs (-0.5%). With these employment gains, the leisure and hospitality employment stands at 3,840 in 2023, which is 20 jobs below its pre-pandemic peak employment in 2018.



**For more information and/or to be added to the monthly e-mail distribution list, contact:**

Jordan Macias, Workforce Analyst, Oregon Employment Dept.  
Serving Linn, Marion, Polk and Yamhill counties  
[jordan.a.macias@employ.oregon.gov](mailto:jordan.a.macias@employ.oregon.gov) | Tel.: (541) 223-4954

**Join the conversation and stay informed.**  
[Qualityinfo.org/mid-valley](http://Qualityinfo.org/mid-valley)

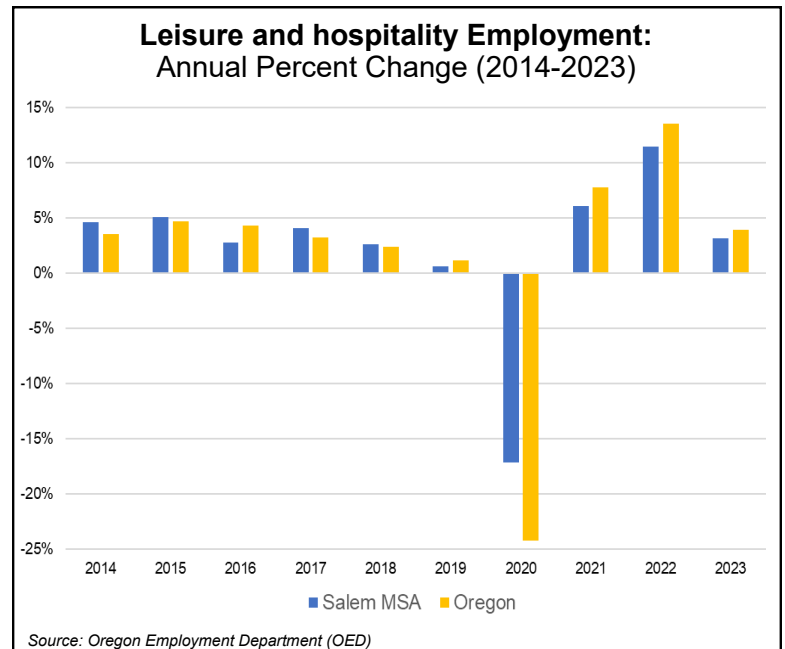
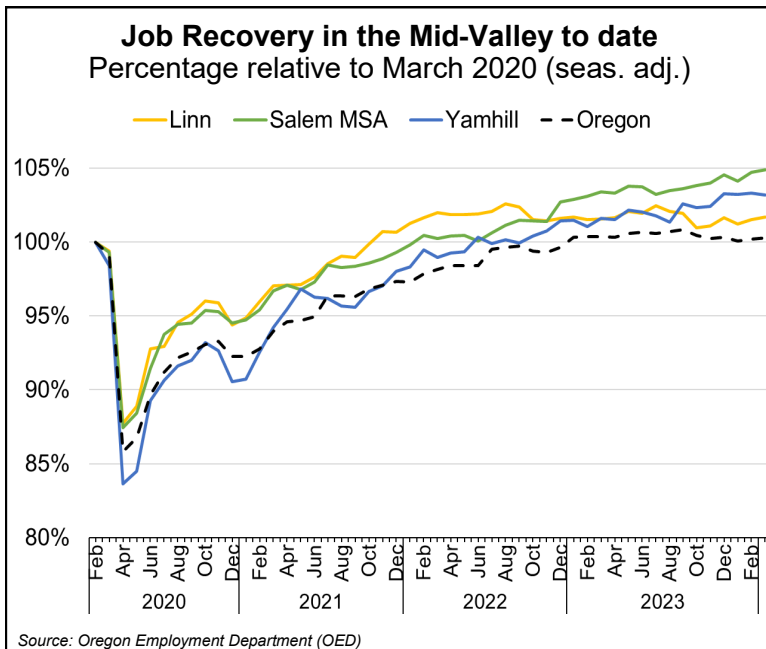
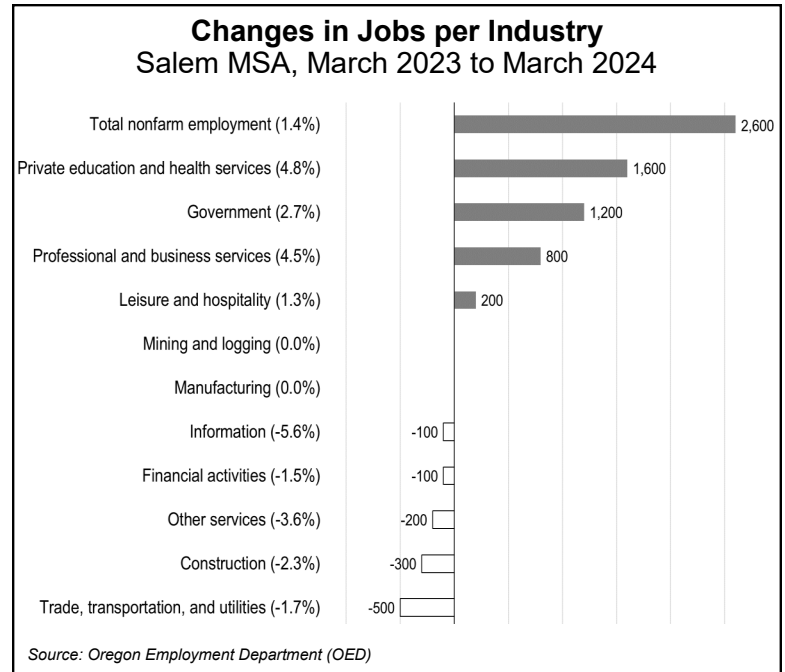
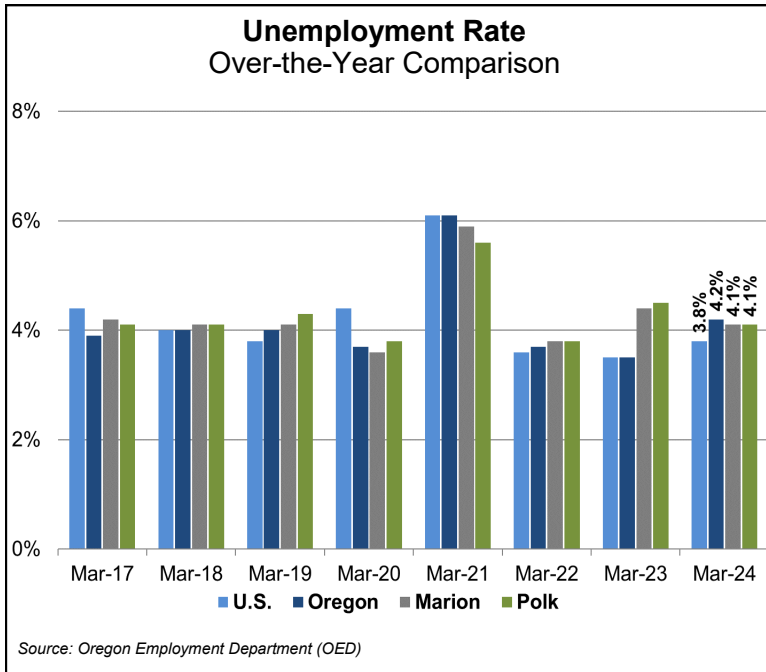
Contact us for online presentations and speaking engagements.

# Mid-Valley Economic Indicators— Salem MSA, March Data

The Salem MSA's seasonally adjusted unemployment rate was 4.2% in March, unchanged from its revised rate of 4.2% in February. Oregon's statewide unemployment rate in March was 4.2%, matching its revised February rate of 4.2%. Seasonally adjusted employment was up 300 between February and March. With March's gains, employment is now 4.9%, or 8,500 jobs, above the March 2020 pre-pandemic employment level.

Year-over-year, total nonfarm employment is up 1.4%, or 2,600 jobs. During this time, the private education and health services industry saw the largest employment gains (+1,600 jobs), followed by the public sector (+1,200 jobs) and professional and business services (+800 jobs). In contrast, the trade, transportation, and utilities industry registered the largest employment losses (-500 jobs), followed by the construction industry (-300 jobs).

**LEISURE AND HOSPITALITY GROWTH**— On an annual average basis, Oregon's leisure and hospitality sector gained 7,900 jobs or 4% in 2023. That compares with a gain of 23,700 jobs or 13.6% growth in 2022. Oregon has not yet reached its pre-pandemic level of employment, which was an annual average of 213,900 in 2019 and 206,500 in 2023. In 2023, the Salem MSA's leisure and hospitality employment growth was slightly slower than the statewide growth rate, adding 500 jobs to expand 3.2%. That compares with a gain of 1,600 jobs or 11.5% in 2022. With these employment gains, leisure and hospitality employment in the Salem MSA stands at 16,000 in 2023, which is 200 jobs above its pre-pandemic peak employment in 2019.



For more information and/or to be added to the monthly e-mail distribution list, contact:

Jordan Macias, Workforce Analyst, Oregon Employment Dept.  
Serving Linn, Marion, Polk and Yamhill counties  
[jordan.a.macias@employ.oregon.gov](mailto:jordan.a.macias@employ.oregon.gov) | Tel.: (541) 223-4954

Join the conversation and stay informed.  
[Qualityinfo.org/mid-valley](http://Qualityinfo.org/mid-valley)

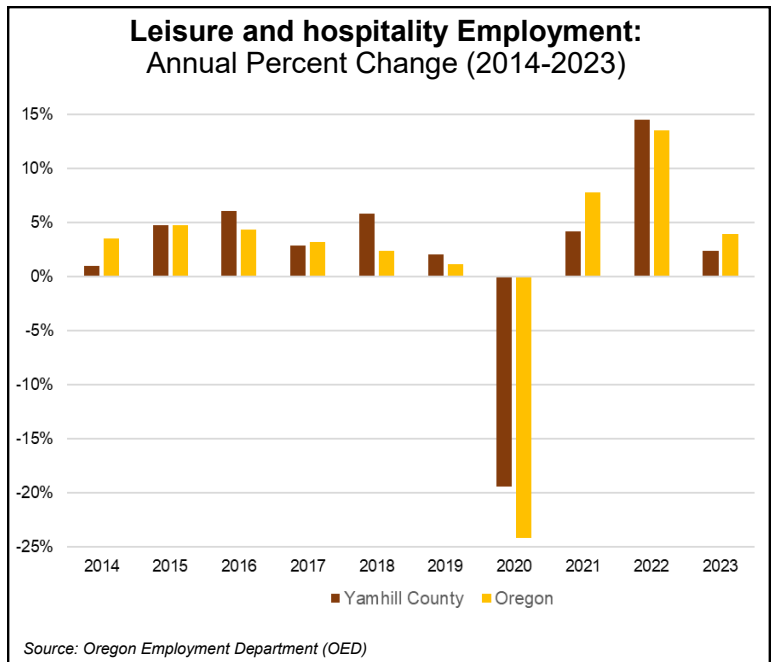
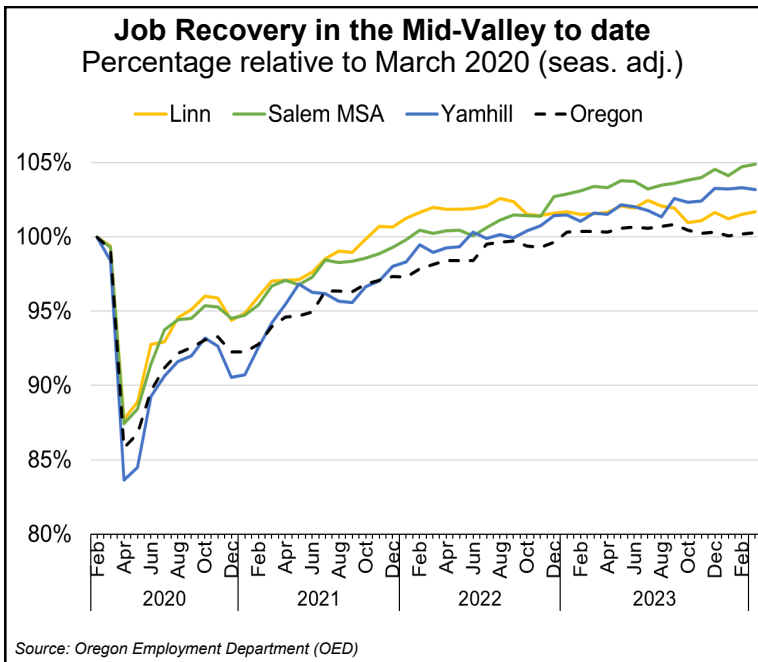
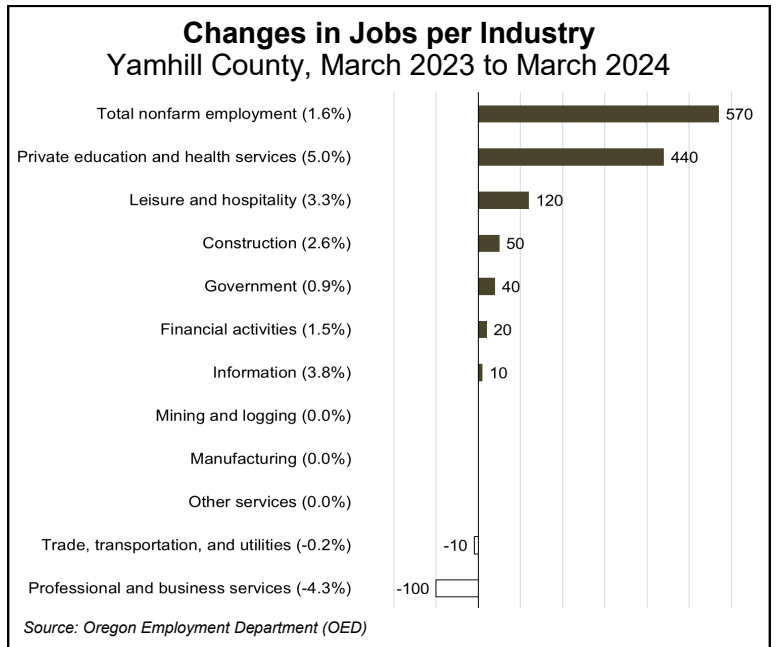
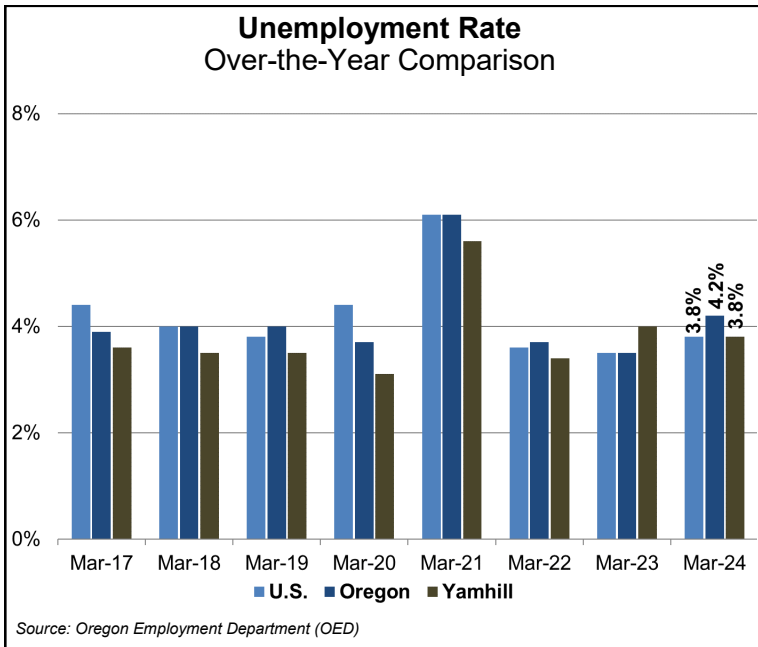
Contact us for online presentations and speaking engagements.

# Mid-Valley Economic Indicators— Yamhill County, March Data

Yamhill County's seasonally adjusted unemployment rate increased slightly from 3.7% in February to 3.8% in March. Oregon's statewide unemployment rate in March was 4.2%, matching its revised February rate of 4.2%. The county's seasonally adjusted employment decreased by 50 jobs during this time, and employment is now 1,120 jobs, or 3.2%, above the pre-pandemic employment level of March 2020.

Year-over-year, total nonfarm employment increased by 1.6%, or 570 jobs. The private education and health services industry gained the most jobs during this time (+440), followed by the leisure and hospitality industry (+120 jobs) and construction (+50 jobs). The professional and business services industry registered the most employment losses (-100 jobs), followed by the trade, transportation, and utilities industry (-10 jobs).

**LEISURE AND HOSPITALITY GROWTH**— On an annual average basis, Oregon's leisure and hospitality sector gained 7,900 jobs or 4% in 2023. That compares with a gain of 23,700 jobs or 13.6% growth in 2022. Oregon has not yet reached its peak pre-pandemic level of employment, which was an annual average of 213,900 in 2019 and 206,500 in 2023. In 2023, Yamhill's leisure and hospitality employment growth was slightly slower than the statewide growth rate, adding 90 jobs to expand 2.4%. However, in 2022 Yamhill County's job growth outpaced Oregon, adding 470 jobs or 14.5%. With these employment gains, leisure and hospitality employment in Yamhill County stands at 3,800 in 2023, which is 60 jobs below its pre-pandemic peak employment in 2019.



**For more information and/or to be added to the monthly e-mail distribution list, contact:**

Jordan Macias, Workforce Analyst, Oregon Employment Dept.  
Serving Linn, Marion, Polk and Yamhill counties  
[jordan.a.macias@employ.oregon.gov](mailto:jordan.a.macias@employ.oregon.gov) | Tel.: (541) 223-4954

**Join the conversation and stay informed.**  
[Qualityinfo.org/mid-valley](http://Qualityinfo.org/mid-valley)

Contact us for online presentations and speaking engagements.