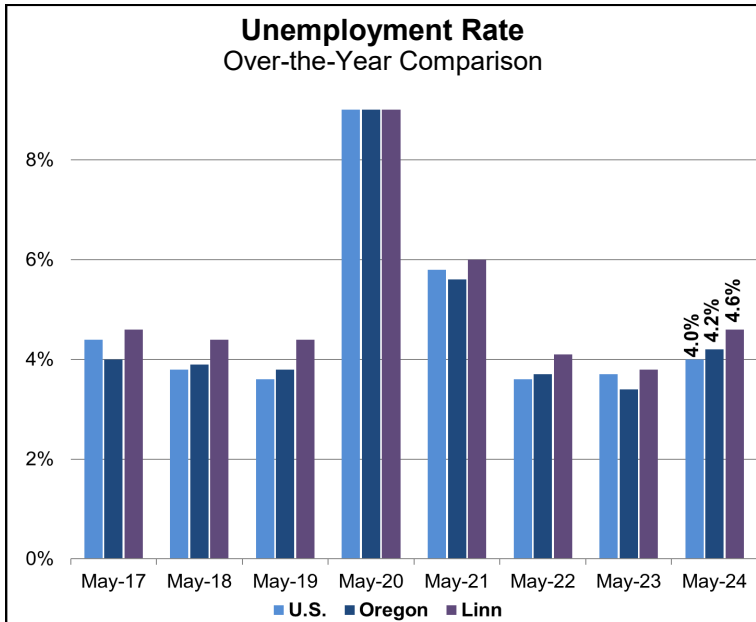


Mid-Valley Economic Indicators— Linn County, May Data

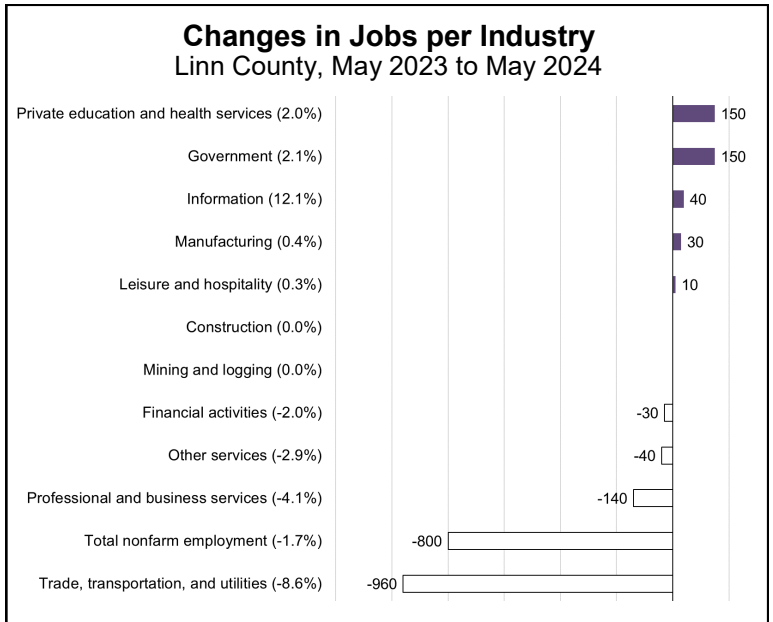
Linn County's seasonally adjusted unemployment rate was 4.6% in May, matching April's rate of 4.6%. Oregon's statewide unemployment rate in May was 4.2%, matching its revised April rate of 4.2%. During this time, seasonally adjusted employment increased by 80 jobs, and employment is now 750 jobs, or 1.6% above the February 2020 pre-pandemic employment level.

From May of last year to May of this year, total nonfarm employment decreased by 1.7%, or by 800 jobs. The public sector and private education and health services both had the largest employment gains over the year (+150 jobs each). The trade, transportation, and utilities industry had the greatest employment losses (-960 jobs), followed by the professional and business services industry (-140 jobs).

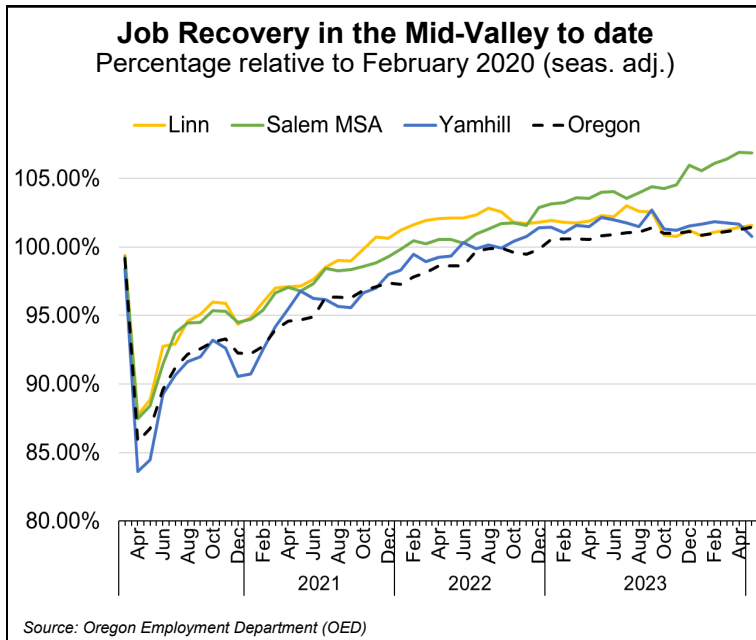
CIVILIAN LABOR FORCE IN LINN COUNTY— Linn County has consistently shown robust annual increases in its civilian labor force, closely tracking Oregon's overall trends. Linn County's expanding labor force can be attributed in part to its population growth, which has increased by approximately 24.2% since 2000. This growth reflects demographic shifts driven by natural population increase through births exceeding deaths and domestic net migration into the area. These similar demographic profiles between Linn County and Oregon could explain their parallel changes in the civilian labor force, as both regions benefit from a balanced age distribution that supports workforce participation and economic activity.



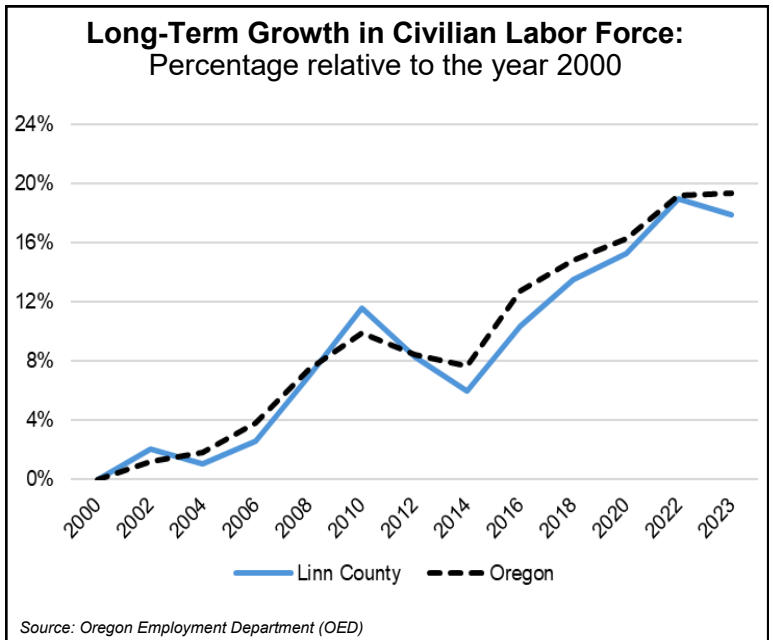
Source: Oregon Employment Department (OED)



Source: Oregon Employment Department (OED)



Source: Oregon Employment Department (OED)



Source: Oregon Employment Department (OED)

For more information and/or to be added to the monthly e-mail distribution list, contact:

Jordan Macias, Workforce Analyst, Oregon Employment Dept.
Serving Linn, Marion, Polk and Yamhill counties
jordan.a.macias@employ.oregon.gov | Tel.: (541) 223-4954

Join the conversation and stay informed.
Qualityinfo.org/mid-valley

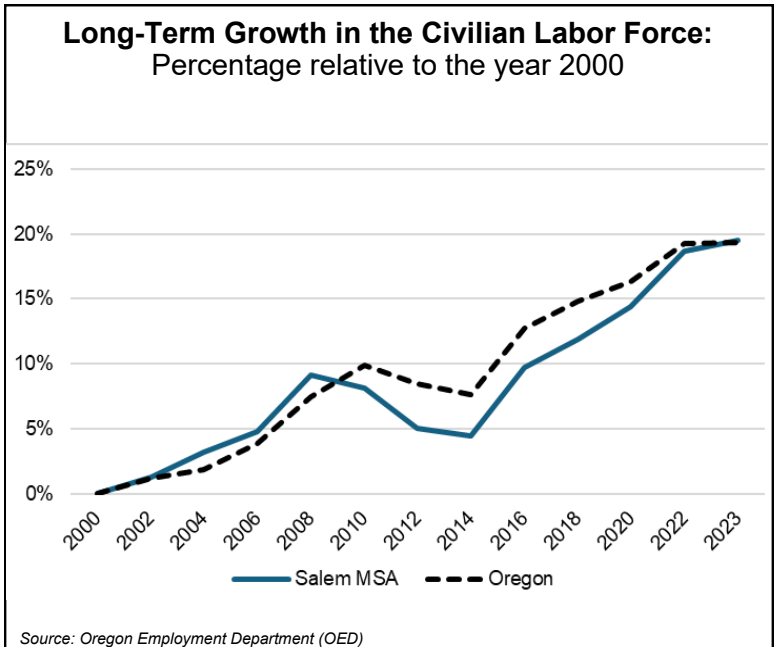
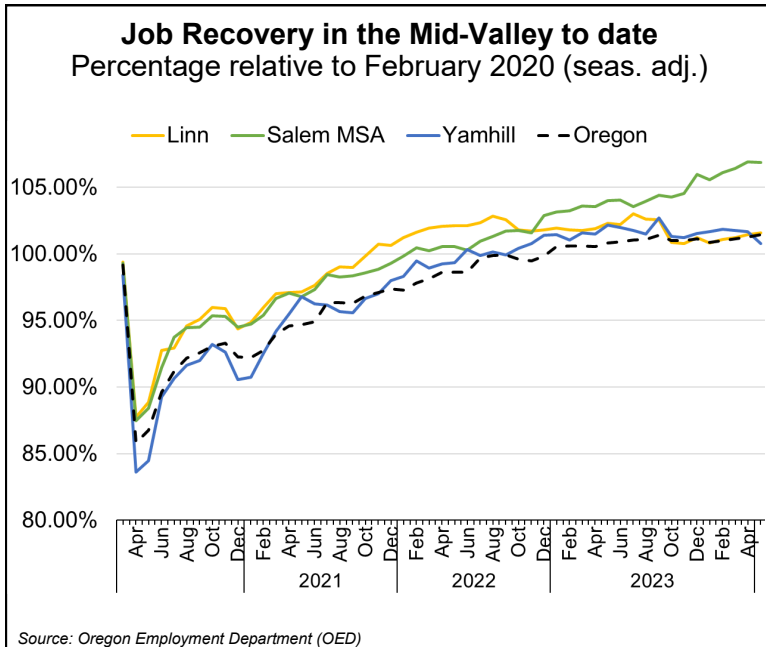
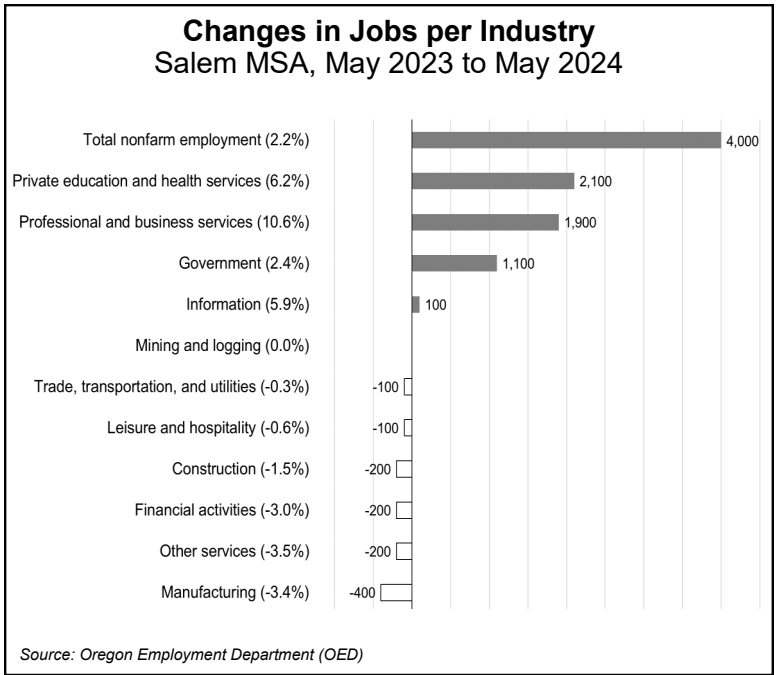
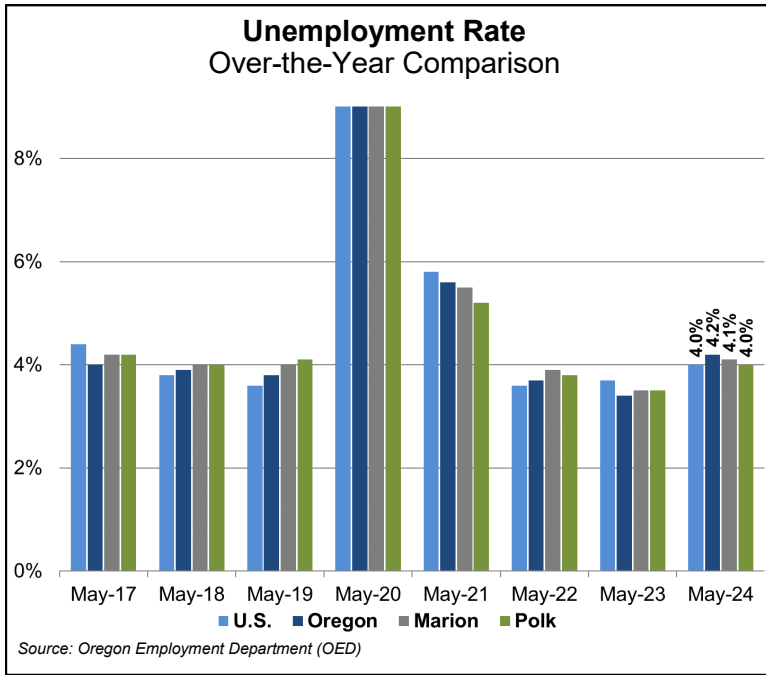
Contact us for online presentations and speaking engagements.

Mid-Valley Economic Indicators— Salem MSA, May Data

The Salem MSA's seasonally adjusted unemployment rate was 4.1% in May, matching its revised rate of 4.1% in April. Oregon's statewide unemployment rate in May was 4.2%, matching its revised April rate of 4.2%. Seasonally adjusted employment was down 100 between April and May. With May's gains, employment is now 6.9%, or 12,000 jobs, above the February 2020 pre-pandemic employment level.

Year-over-year, total nonfarm employment is up 2.2%, or 4,000 jobs. During this time, the private education and health services industry saw the largest employment gains (+2,100 jobs), followed by professional and business services (+1,900 jobs) and the public sector (+1,100 jobs). In contrast, the manufacturing industry registered the largest employment losses (-400 jobs), followed by financial activities, other services, and construction (-200 jobs each).

CIVILIAN LABOR FORCE IN THE SALEM MSA— The Salem MSA has consistently shown robust annual increases in its civilian labor force, closely tracking Oregon's overall trends. The area's expanding labor force can be attributed in part to its population growth, which has increased by approximately 28% since 2000. This growth reflects demographic shifts driven by natural population increase through births exceeding deaths and domestic net migration into the area. The Salem MSA and Oregon share similar population demographics, characterized by a close median age of 39.5 and 39.7 years respectively. This similarity in demographic profiles likely contributes to their parallel changes in civilian labor force growth. A relatively balanced age distribution supports consistent workforce participation rates and economic activity across both the Salem MSA and the state.



For more information and/or to be added to the monthly e-mail distribution list, contact:

Jordan Macias, Workforce Analyst, Oregon Employment Dept.
Serving Linn, Marion, Polk and Yamhill counties
jordan.a.macias@employ.oregon.gov | Tel.: (541) 223-4954

Join the conversation and stay informed.
Qualityinfo.org/mid-valley

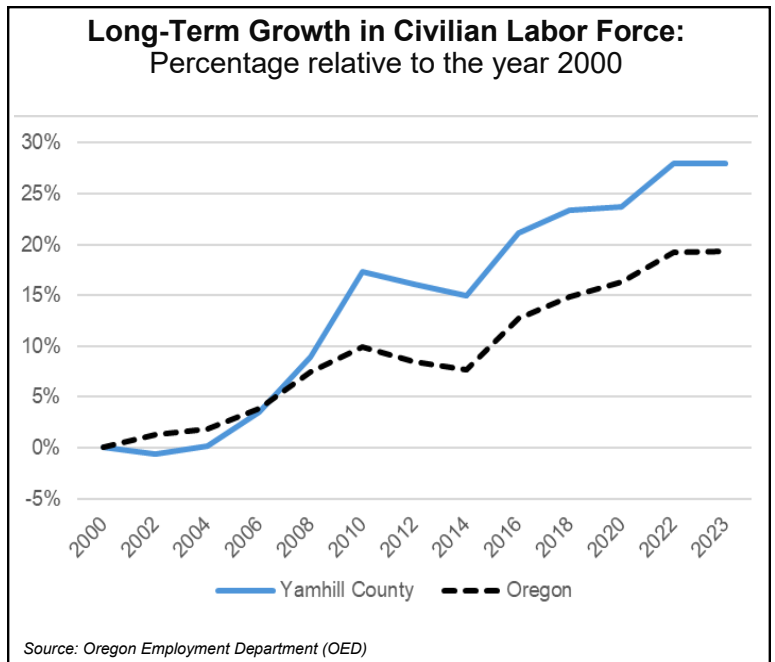
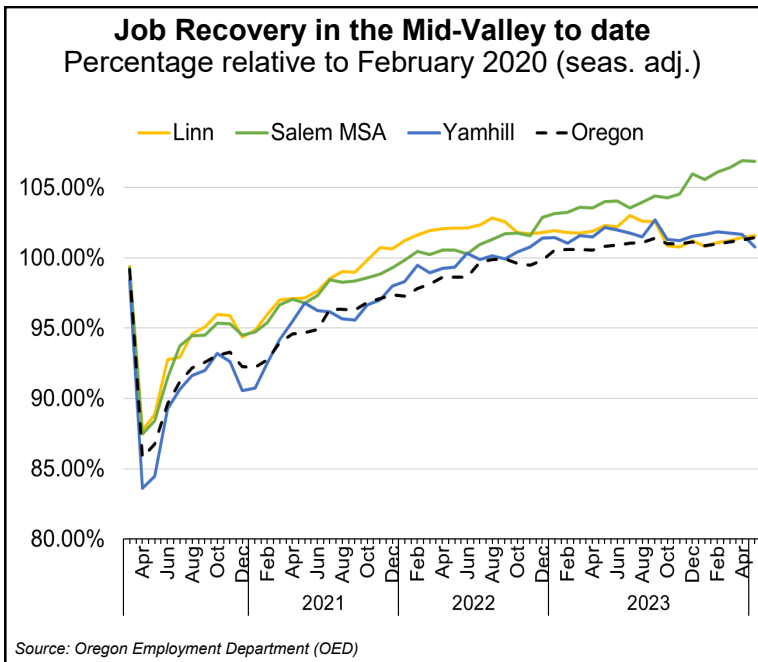
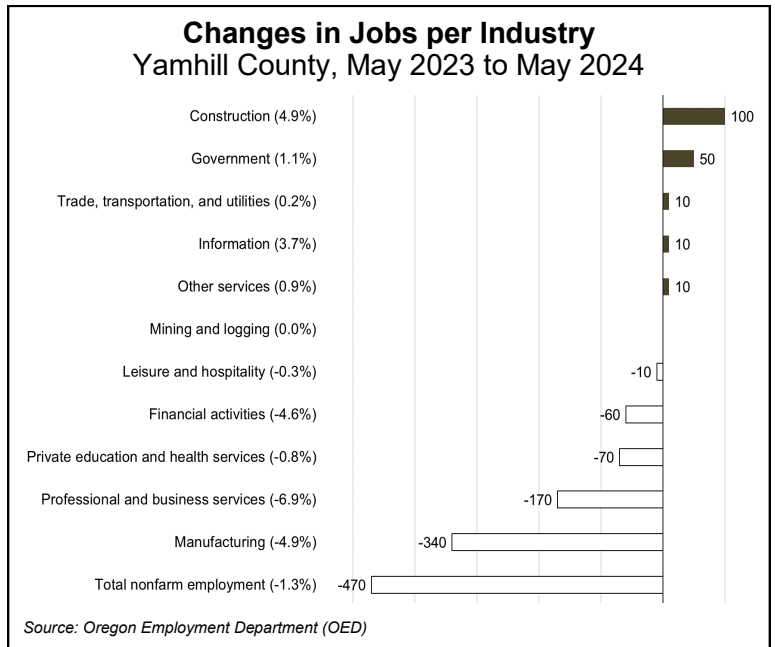
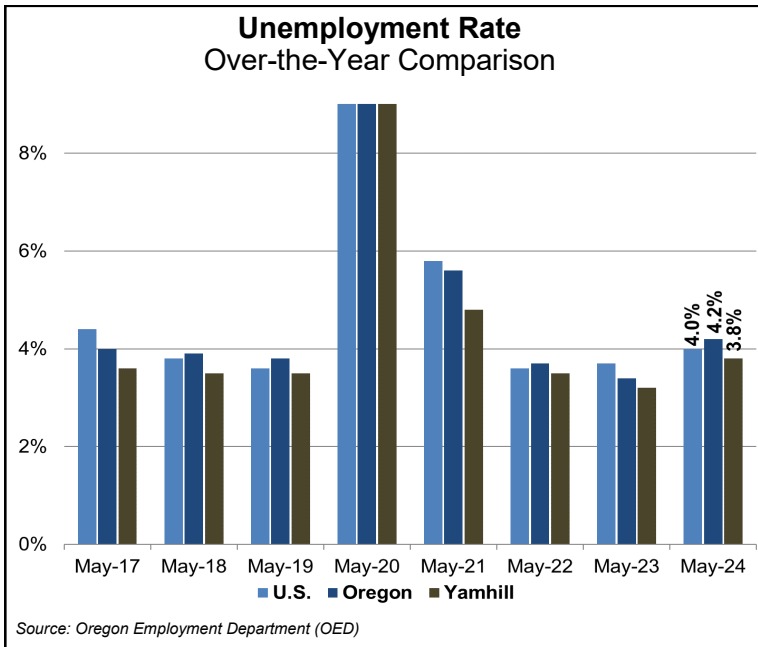
Contact us for online presentations and speaking engagements.

Mid-Valley Economic Indicators— Yamhill County, May Data

Yamhill County's seasonally adjusted unemployment rate was 3.8% in May, unchanged from its revised rate of 3.8% in April. Oregon's statewide unemployment rate in May was 4.2%, matching its revised April rate of 4.2%. The county's seasonally adjusted employment decreased by 310 jobs during this time, and employment is now 280 jobs, or 0.8%, above the pre-pandemic employment level of February 2020.

Year-over-year, total nonfarm employment decreased by 1.3%, or 470 jobs. Construction gained the most jobs during this time (+100), followed by the public sector (+50 jobs). The manufacturing industry registered the most employment losses (-340 jobs), followed by the professional and business services industry (-170 jobs).

CIVILIAN LABOR FORCE IN YAMHILL COUNTY— Since 2007, Yamhill County has consistently seen larger annual increases in its civilian labor force compared to Oregon, despite both regions experiencing similar overall trends. Yamhill County's civilian labor force growth can be attributed in part to its substantial population growth of nearly 23% since 2000. This population expansion reflects ongoing demographic shifts, including natural population increase through births exceeding deaths and domestic net migration into the area. Additionally, Yamhill County boasts a higher percentage of its population aged 0-24 compared to Oregon, indicating a younger demographic profile.



For more information and/or to be added to the monthly e-mail distribution list, contact:

Jordan Macias, Workforce Analyst, Oregon Employment Dept.
Serving Linn, Marion, Polk and Yamhill counties
jordan.a.macias@employ.oregon.gov | Tel.: (541) 223-4954

Join the conversation and stay informed.
Qualityinfo.org/mid-valley

Contact us for online presentations and speaking engagements.