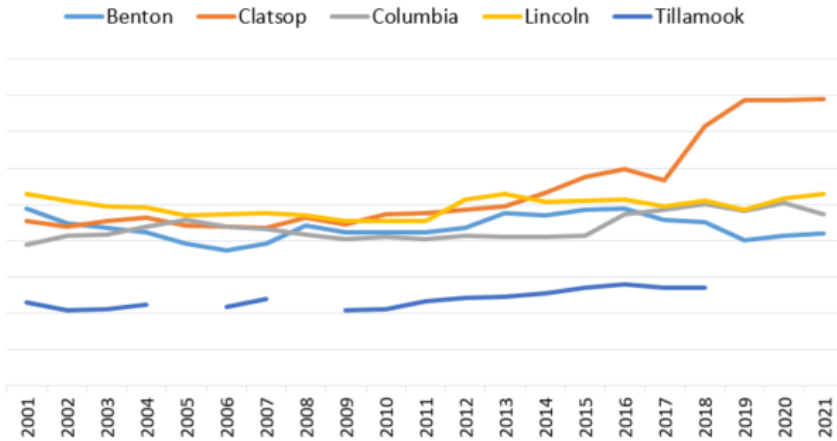


Northwest Oregon Economic Indicators

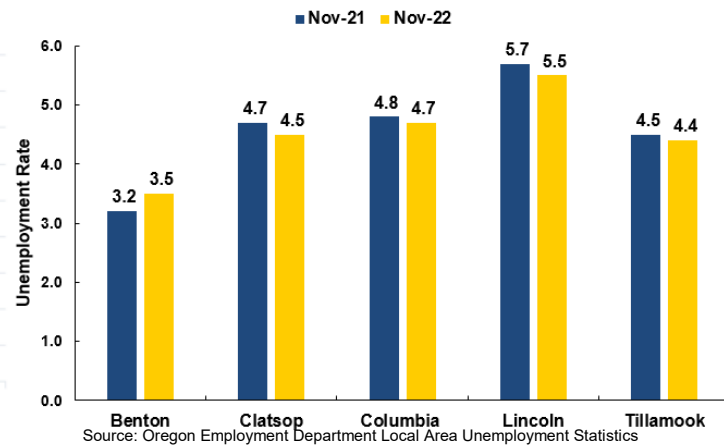
For Benton, Clatsop, Columbia, Lincoln & Tillamook Counties December 2022

General Merchandise Stores-Annual Employment Private Ownership



Source: Oregon Employment Department

Local Area Unemployment Rates (Preliminary Estimates, Seasonally Adjusted)



Source: Oregon Employment Department Local Area Unemployment Statistics

Graph of the Month

Above is the annual employment levels for general merchandise stores in Northwest Oregon from 2001-2021. General merchandise stores include stores that have a general line of goods, but aren't department stores or grocery stores. Examples include dollar stores, home and auto supply stores, and variety stores. As we finish the holiday shopping season, though we still don't have December's employment data, it's interesting to see how changing consumer preferences, the advent of online purchasing, recessions, and supply chain issues have influenced general merchandise employment. We can see positive trends in employment in all counties except Benton and Tillamook. Benton has fluctuated in employment levels over the last twenty years, while much of the data is censored in Tillamook due to confidentiality reasons. While we've seen growth in aggregate over the last twenty years, the charts on the right show that retail trade has recently had lower employment than projected in a few Northwest counties.

Key Takeaways

Unemployment rates continued to increase across Oregon and in every county in NW Oregon. However, unemployment rates remain historically low throughout the state and NW Oregon. Local education and leisure and hospitality continue to lead year over year job growth in many of the NW's counties.

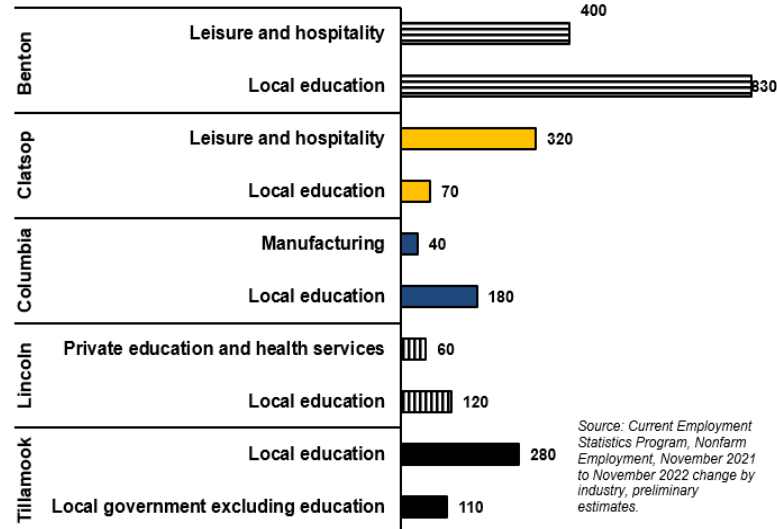
For more economic or labor market data or to be added to this monthly email list, contact:

Shaun Barrick, Workforce Analyst/Economist
Cell: 503.396.7355
E-mail: Shaun.barrick@employ.oregon.gov

Want to keep up on the latest Oregon economic data?

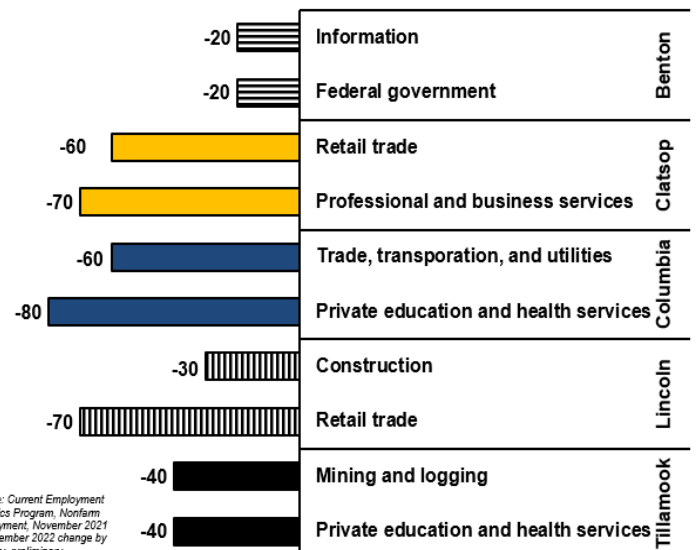
Visit our web site at www.QualityInfo.org
Follow us on Twitter at: [@OED_Research](https://twitter.com/OED_Research)

Industries Adding the Most Jobs in Past Year by County



Source: Current Employment Statistics Program, Nonfarm Employment, November 2021 to November 2022 change by industry, preliminary estimates.

Industries Losing the Most Jobs in Past Year by County



Source: Current Employment Statistics Program, Nonfarm Employment, November 2021 to November 2022 change by industry, preliminary