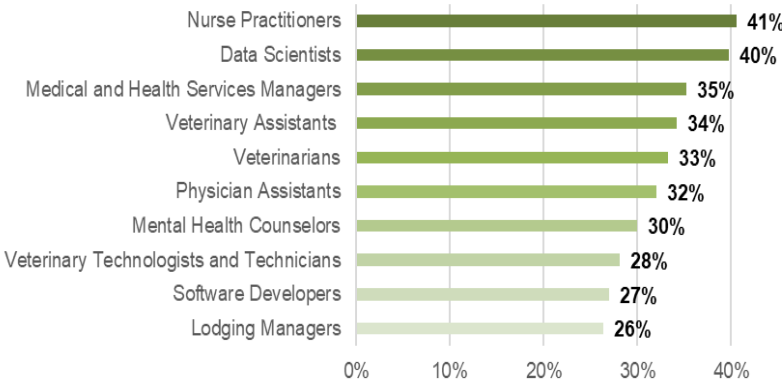


Northwest Oregon Economic Indicators

For Benton, Clatsop, Columbia, Lincoln & Tillamook Counties January 2024 (December 2023 Data)

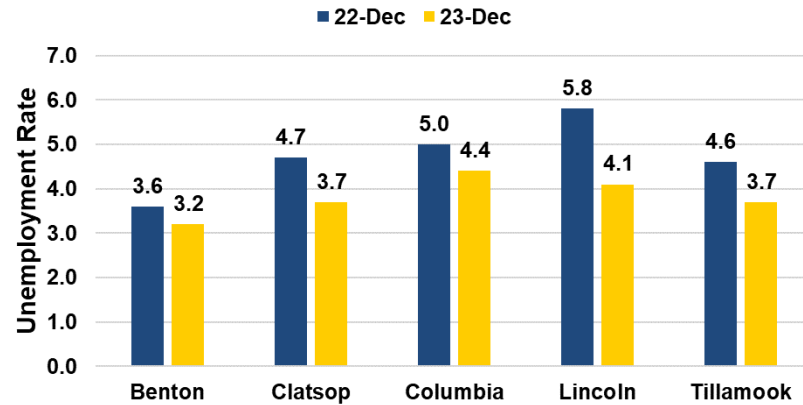
Fastest Growing Jobs 2022-2032

Northwest Oregon County occupations employing 50+ in 2022



Source: Oregon Employment Department, 2022-2032 Occupational Employment Projections

Local Area Unemployment Rates (Preliminary Estimates, Seasonally Adjusted)



Source: Oregon Employment Department Local Area Unemployment Statistics

Graph of the Month

This month, we are looking at the fastest growing jobs as projected by the Oregon Employment Department. Mental, physical, and veterinary health care represent a majority of the projected fastest-growing occupations in Northwest Oregon in the next decade. This is a similar story to Oregon, as health care occupations are projected to be the fastest growing occupational group for the state. The fast growth in health care occupations in Oregon is attributed to the aging of the population, longer life expectancies, and an expected rebound in Oregon's long-term population growth.

A number of computer and mathematical occupations make the list for the projected fastest-growing occupations as well. Rapid growth in computer occupations is due to the increasing volume of data generated from businesses' and consumers' expanding digital presence, which increases demand for workers who can model, interpret, and analyze data. To learn more about projected growth you can visit [our projections page](#) on qualityinfo.org.

Key Takeaways

From November to December, all counties in Northwest Oregon observed a slight increase in unemployment rates. Benton and Columbia counties experienced the largest increase of 0.2 percentage point, rising from 3.0% to 3.2% and from 4.2% to 4.4%, respectively. In the past year, government added jobs in every county except for Clatsop (-30 jobs). Manufacturing faced job losses over the year in many counties. In Columbia County, losses were concentrated in the paper manufacturing sector.

For more economic or labor market data or to be added to this monthly email list, contact:

Shaun Barrick, Workforce Analyst/Economist

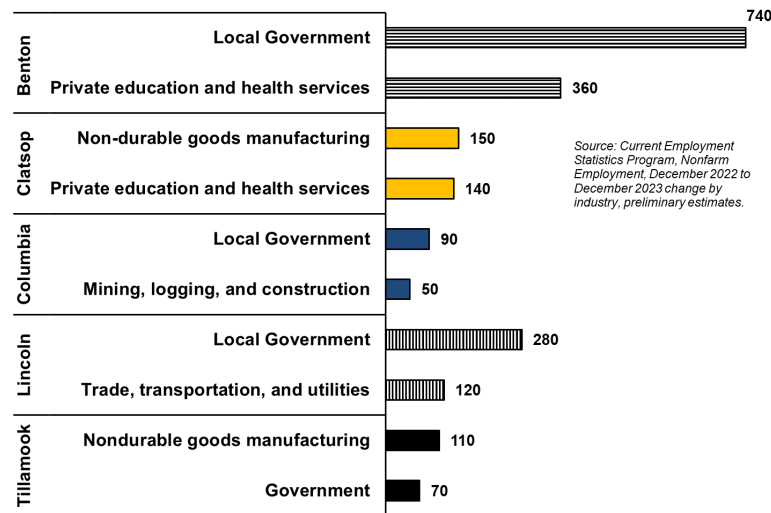
Cell: 503.396.7355

E-mail: Shaun.barrick@employ.oregon.gov

Want to keep up on the latest Oregon economic data?

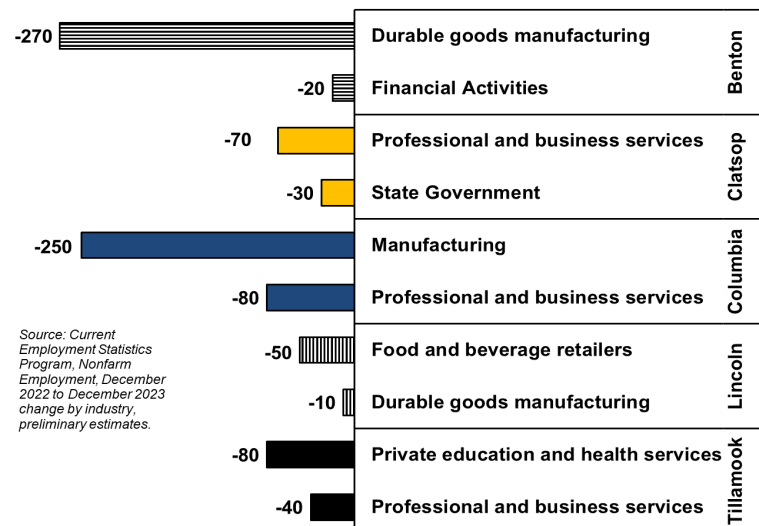
Visit our web site at www.QualityInfo.org

Industries Adding the Most Jobs in Past Year by County



Source: Current Employment Statistics Program, Nonfarm Employment, December 2022 to December 2023 change by industry, preliminary estimates.

Industries Losing the Most Jobs in Past Year by County



Source: Current Employment Statistics Program, Nonfarm Employment, December 2022 to December 2023 change by industry, preliminary estimates.