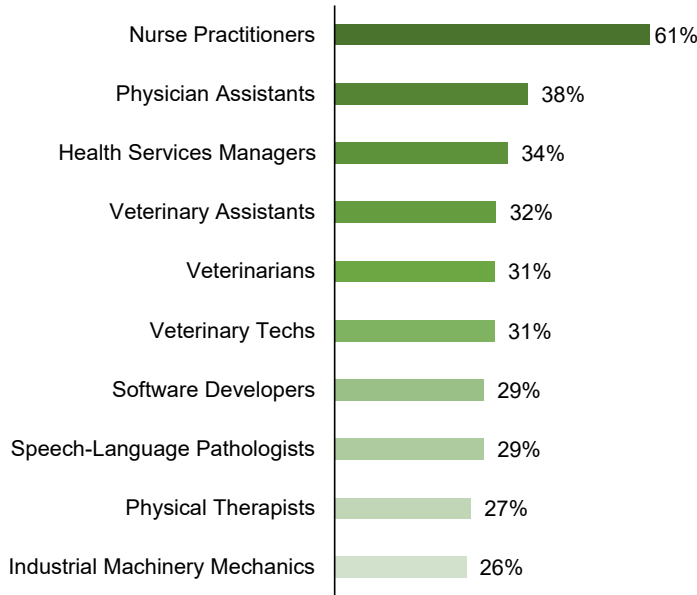


Special Topic: 10-Year Occupational Projections

Fastest Growing Jobs 2022-2032
 Rogue Valley occupations employing 50+ in 2022



This month's special graph looks at the fastest growing jobs in the Rogue Valley over the next decade. Explore the data on nearly 800 occupations for yourself with our [Occupational Profiles Report](#) tool.

As has been the case for several projection cycles, health care, particularly in emergent roles and veterinary care, represents many of the fastest-growing occupations in the Rogue Valley. Mechanical and software development roles make the cut as well. Training requirements vary, but 6 of the 10 on this list typically require a master's degree or more.

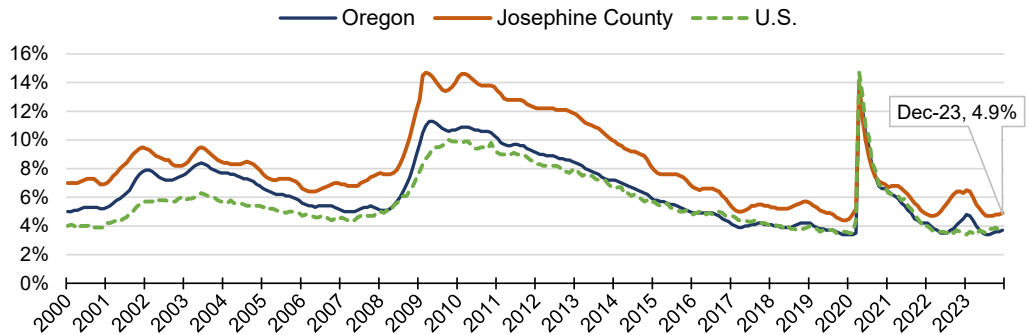
Limiting the list to those occupations that employ over 50 to begin with cuts out several emerging occupations but better represents hiring needs in the Rogue Valley. In the broader list on our [projections page](#), you'll find fast-growth roles available at a variety of training and education levels.

Source: Oregon Employment Department, 2022-2032 Occupational Employment Projections

Unemployment Rate at 4.9%

- Unemployment rate in December 2022 was 6.3%
- Unemployment rate has changed little since June 2023

[More info on unemployment](#)

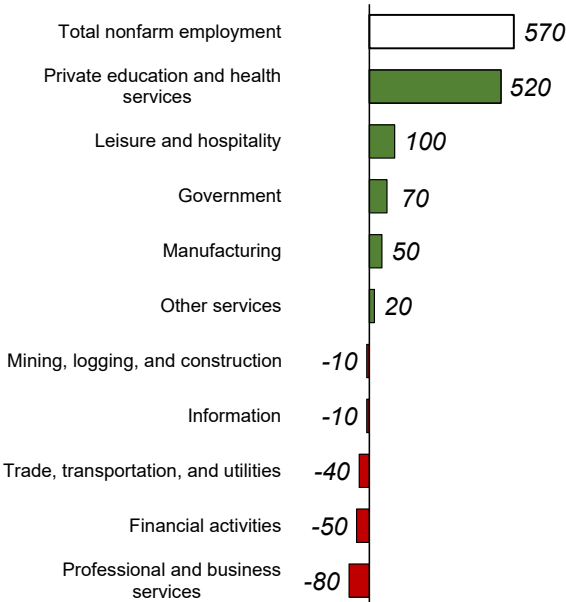


Source: Oregon Employment Department, LAUS

Industry Employment Change: Dec. 2022 to Dec. 2023

Josephine County adds 570 jobs over the year

- Payroll employment up **2.1%** over the year
- [Detailed December Employment Press Release](#)



Source: Oregon Employment Department, CES

Henry Fields—Workforce Analyst for Southern Oregon

Henry.L.Fields@employ.oregon.gov

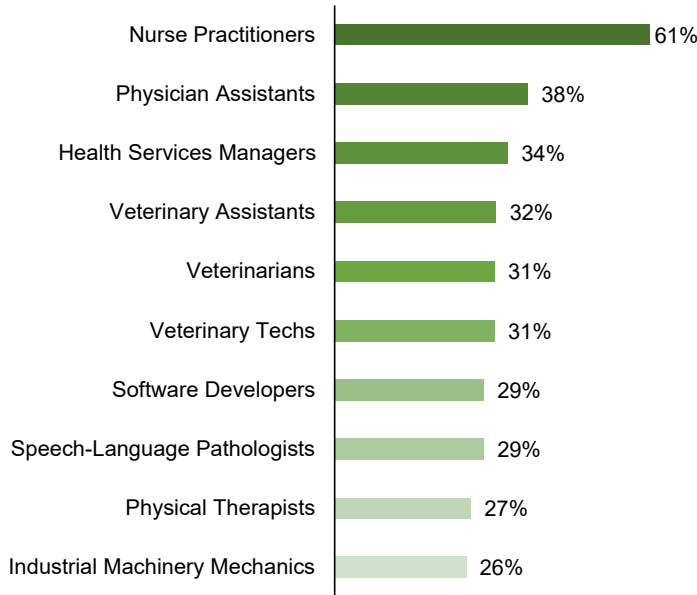
(541) 359 - 9178

QualityInfo.org: Your source for the latest economic data, highlights, and analysis.

Discover local new business openings, closures, and hiring events: [Business highlights](#)

Special Topic: 10-Year Occupational Projections

Fastest Growing Jobs 2022-2032
 Rogue Valley occupations employing 50+ in 2022



This month's special graph looks at the fastest growing jobs in the Rogue Valley over the next decade. Explore the data on nearly 800 occupations for yourself with our [Occupational Profiles Report](#) tool.

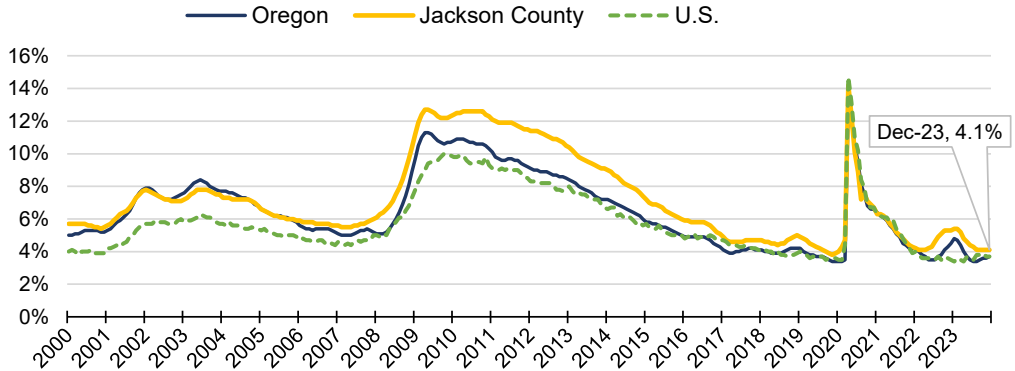
As has been the case for several projection cycles, health care, particularly in emergent roles and veterinary care, represents many of the fastest-growing occupations in the Rogue Valley. Mechanical and software development roles make the cut as well. Training requirements vary, but 6 of the 10 on this list typically require a master's degree or more.

Limiting the list to those occupations that employ over 50 to begin with cuts out several emerging occupations but better represents hiring needs in the Rogue Valley. In the broader list on our [projections page](#), you'll find fast-growth roles available at a variety of training and education levels.

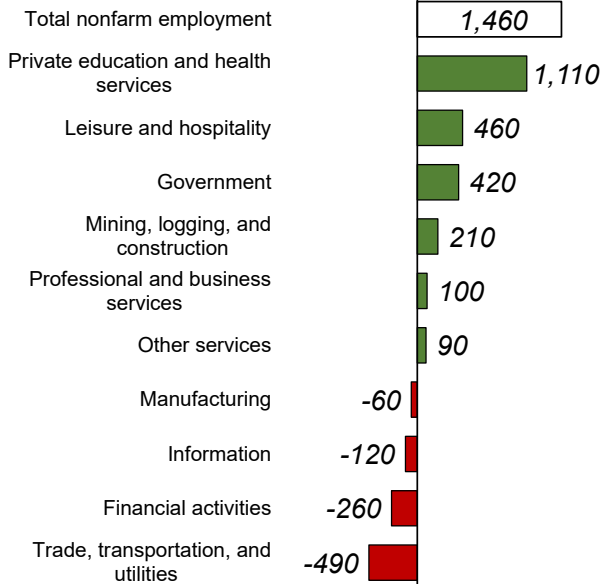
Source: Oregon Employment Department, 2022-2032 Occupational Employment Projections

Unemployment Rate at 4.1%

- Near-record lows have held steady since August 2023
- Unemployment rate in December 2022 was 5.3%



Source: Oregon Employment Department, LAUS



Industry Employment Change: Dec. 2022 to Dec. 2023 Jackson County adds 1,460 jobs over the year

- Payroll employment up **1.6%** over the year
- [Detailed November Employment Press Release](#)

Henry Fields—Workforce Analyst for Southern Oregon
Henry.L.Fields@employ.oregon.gov
 (541) 359 - 9178

[QualityInfo.org](#): Your source for the latest local economic data, highlights, and analysis.

Discover local new business openings, closures, and hiring events: [Business highlights](#)

Source: Oregon Employment Department, CES