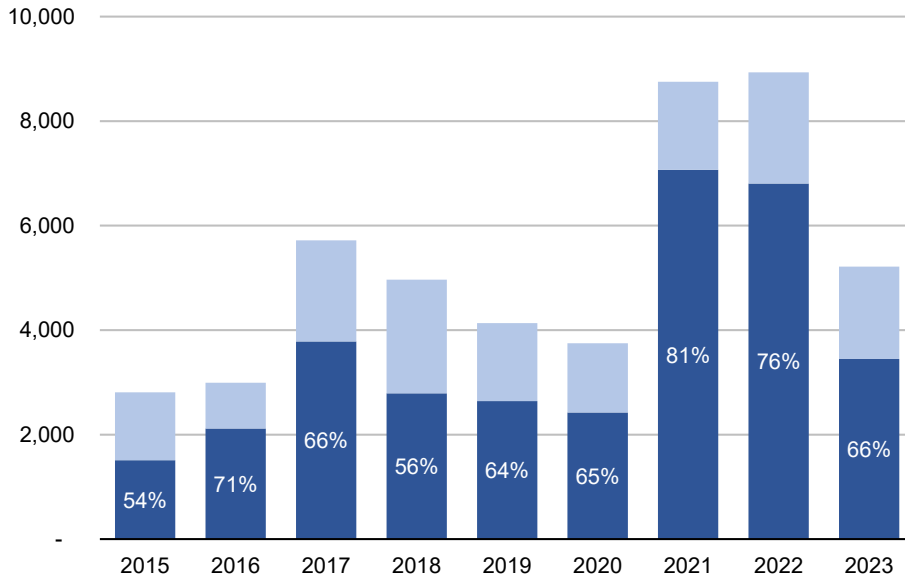


Special Topic: Job Vacancies in the Rogue Valley

Rogue Valley Job Vacancies

■ Difficult to Fill ■ Not Difficult



Source: Oregon Employment Department Job Vacancy Survey

With the release of this year's [annual data](#), the Oregon Employment Department's Job Vacancy Survey now has nine years of data to look at regional trends in job demand and the labor market.

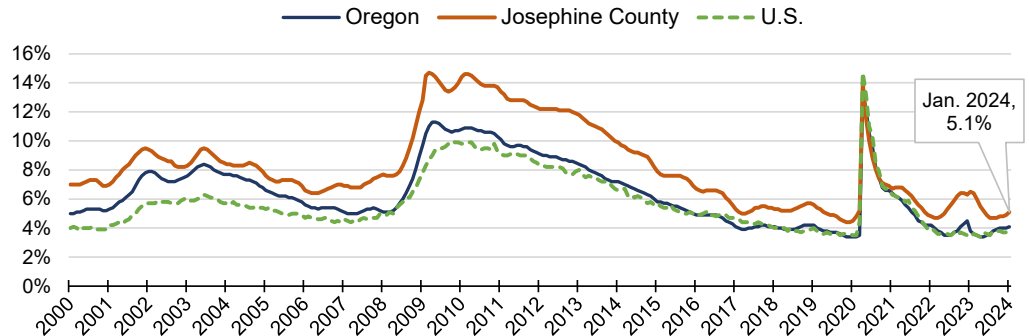
The Rogue Valley experienced a similar trend to the state in private job vacancies in 2023. The number of total vacancies and average difficulty filling roles declined significantly from the two preceding years. This likely reflects the loosening of the labor market, although demand remains elevated compared to 2020 and most years before.

In the Rogue Valley, the decline in vacancies was a bit steeper than the state, which saw a 30% decline from 2022 to 2023, versus about 40% locally. These numbers represent an average number of jobs open at any given time in the year.

Unemployment Rate at 5.1%

- Unemployment rate in January 2023 was 6.5%
- Seasonally adjusted unemployment ticked up slightly since September 2023

[More info on unemployment](#)



Source: Oregon Employment Department, LAUS

Industry Employment Change: Jan. 2023 to Jan. 2024

Josephine County employment fell by **50 jobs** over the year

- Payroll employment down **0.2%** over the year
- [Detailed January Employment Press Release](#)

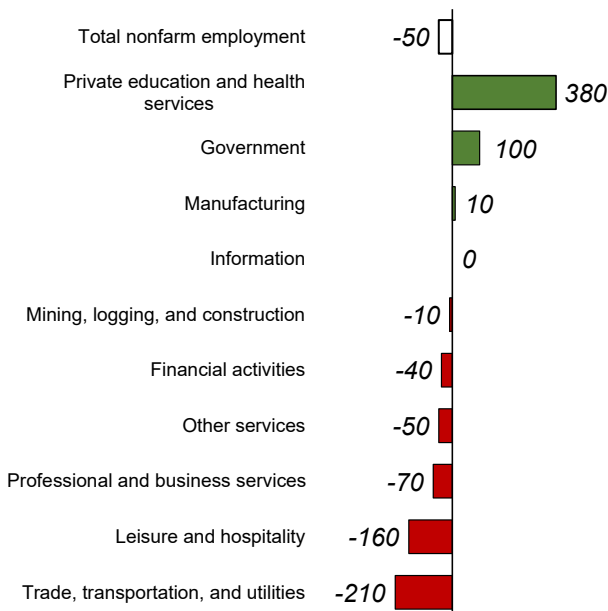
Henry Fields—Workforce Analyst for Southern Oregon

Henry.L.Fields@employ.oregon.gov

(541) 359 - 9178

QualityInfo.org: Your source for the latest economic data, highlights, and analysis.

Discover local new business openings, closures, and hiring events: [Business highlights](#)

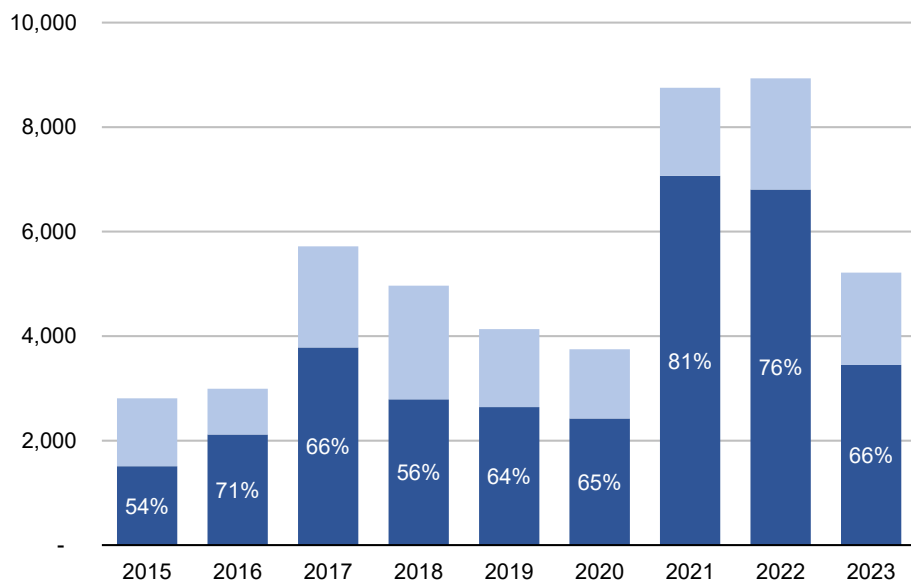


Source: Oregon Employment Department, CES

Special Topic: Job Vacancies in the Rogue Valley

Rogue Valley Job Vacancies

■ Difficult to Fill ■ Not Difficult



Source: Oregon Employment Department Job Vacancy Survey

With the release of this year's [annual data](#), the Oregon Employment Department's Job Vacancy Survey now has nine years of data to look at regional trends in job demand and the labor market.

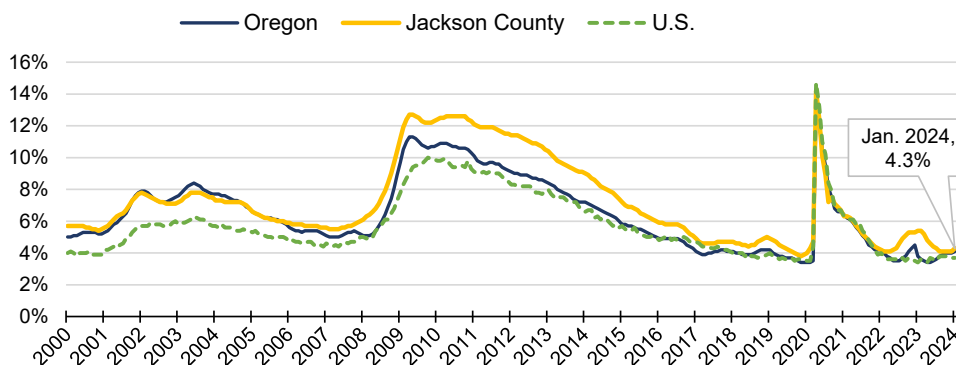
The Rogue Valley experienced a similar trend to the state in private job vacancies in 2023. The number of total vacancies and average difficulty filling roles declined significantly from the two preceding years. This likely reflects the loosening of the labor market, although demand remains elevated compared to 2020 and most years before.

In the Rogue Valley, the decline in vacancies was a bit steeper than the state, which saw a 30% decline from 2022 to 2023, versus about 40% locally. These numbers represent an average number of jobs open at any given time in the year.

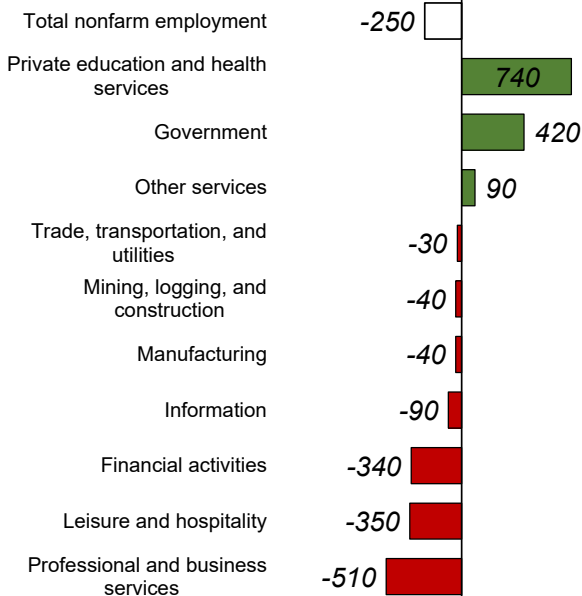
Unemployment Rate at 4.3%

- Unemployment rate in January 2023 was 5.4%
- Seasonally adjusted unemployment rate ticked up slightly over the month

[More info on unemployment](#)



Source: Oregon Employment Department, LAUS



Industry Employment Change: Jan. 2023 to Jan. 2024

Jackson County employment fell by **250 jobs** over the year

- Payroll employment down **0.3%** over the year
- [Detailed January Employment Press Release](#)

Henry Fields—Workforce Analyst for Southern Oregon

Henry.L.Fields@employ.oregon.gov

(541) 359 - 9178

[QualityInfo.org](#): Your source for the latest local economic data, highlights, and analysis.

Discover local new business openings, closures, and hiring events: [Business highlights](#)

Source: Oregon Employment Department, CES