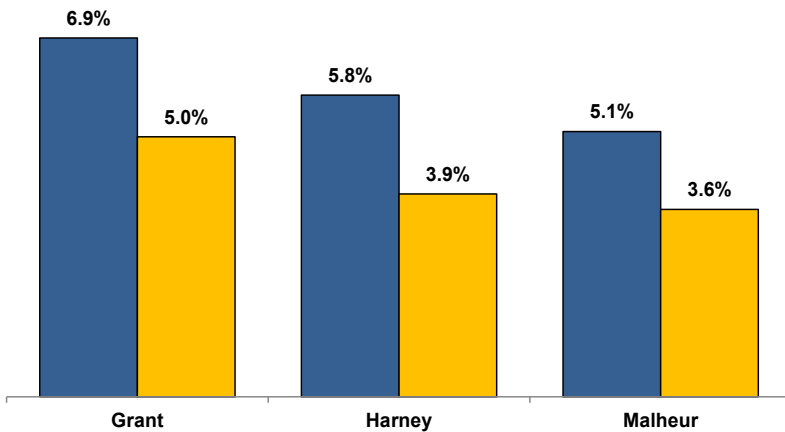


Unemployment Rates (Seasonally Adjusted)

■ October 2022 ■ October 2023



Unemployment Rate News

Malheur County's seasonally adjusted unemployment rate for October 2023 was 3.6%, while Harney County came in at 3.9% and Grant County at 5.0%. Malheur County's rate matched Oregon's statewide rate of 3.6% and was below the national rate of 3.9%.

Malheur County's rate ranked in a five-way tie for 10th lowest among Oregon's 36 counties for the month while Harney County's ranked 20th and Grant County's tied for 34th.

All three counties' rates were below their October 2022 rates.

All three counties' October 2023 rates were their lowest October rates since comparable statistics began in 1990. Over the same period, all three counties' rates matched their lowest rates for any month.

Nonfarm Employment Change

October 2022 to October 2023

Grant County added an estimated 10 jobs over the year. The private sector increased by 20 jobs led by gains in manufacturing and education and health services. Losses were led by mining and logging. The public sector dropped 10 jobs with losses in state government and federal government overcoming a gain in local government.

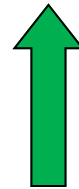
Harney County lost an estimated 80 jobs over the year. The private sector dropped 80 jobs led by a loss in professional and business services. Gains were confined to education and health services and other services. The public sector saw a net change of zero jobs with a gain in state government offsetting losses in federal government and local government.

Malheur County employment increased by an estimated 120 jobs over the year. The private sector dropped 120 jobs with losses led by retail trade. Gains were led by mining, logging, and construction. The public sector increased by 240 jobs with gains in local government and state government while federal government was unchanged.

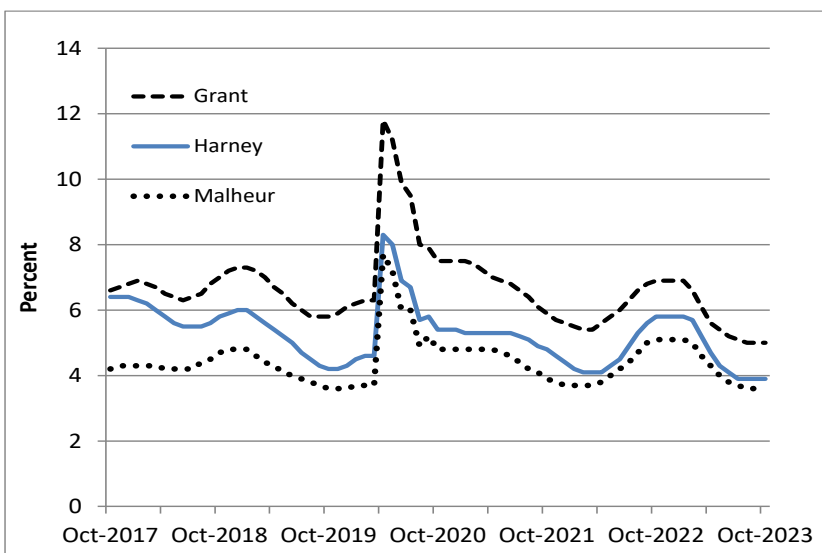
Notable Industry Gains and Losses

Over-the-Year Employment Change from October 2022

Grant	Harney	Malheur
Local Government (+30)	State Government (+20)	Local Government (+160)
Manufacturing (+20)	Private Education/Health Services (+10)	Mining/Logging/Construction (+80)
Professional/Business Services (+20)	Other Services (+10)	State Government (+80)
Construction (+10)		Transportation/Warehousing/Utilities (+40)
Private Education/Health Services (+10)		Other Services (+20)
State Government (-30)	Professional/Business Services (-40)	Retail Trade (-140)
Mining/Logging (-20)	Goods-producing (-20)	Manufacturing (-40)
Wholesale Trade (-10)	Leisure/Hospitality (-20)	Leisure/Hospitality (-40)
Transportation/Warehousing/Utilities (-10)	Wholesale Trade (-10)	Professional/Business Services (-30)



Unemployment rates at or near record lows since 1990



Want to learn more about the Oregon economy?

Follow us on Twitter at: [Twitter.com/OED_Research](https://twitter.com/OED_Research)

Visit our web site at: QualityInfo.org

Visit our subscription service at: qualityinfo.org/subscribe

For more economic or labor market data about Grant, Harney or Malheur counties, contact:

Tony Wendel, Workforce Analyst

Cell: 541-667-7027

E-mail: Tony.A.Wendel@employ.oregon.gov

Want to be added to the monthly distribution list?

E-mail me at: Tony.A.Wendel@employ.oregon.gov