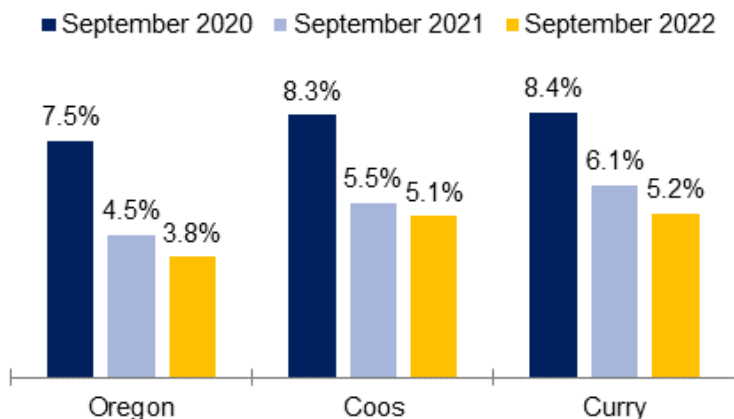


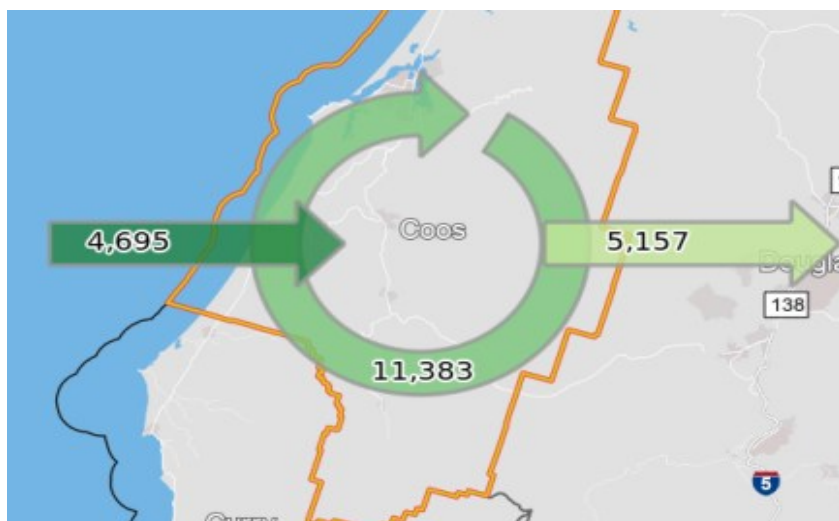
## Coos & Curry Counties

### Statewide and Local Unemployment Rates (Seasonally adjusted)



Source: Oregon Employment Department, Local Area Unemployment Statistics

### Map of the Month: Inflow/Outflow Count for Workers Commuting in 2019 Selection Area: Coos County



Source: U.S. Census Bureau, OnTheMap Application

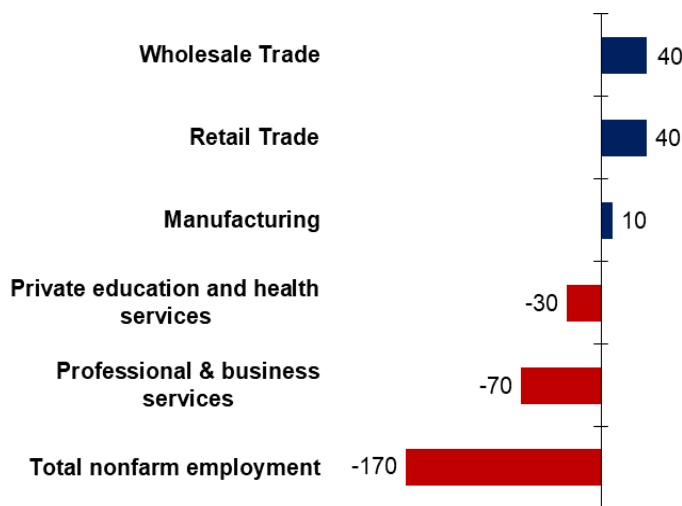
This month's map is a snapshot of workers' commuting patterns in Coos County during 2019. A total of 16,078 workers were employed in the county during 2019. Thirty percent or 4,695 workers traveled from outside Coos County to work and 70% or 11,383 workers both lived and worked in Coos. About 5,200 workers lived in Coos County but were employed outside.

Curry County employed a total of 4,794 workers in 2019, 34% which were employed in Curry County but lived outside, and 66% were both living and employed within Curry County.

## October 2022 Edition

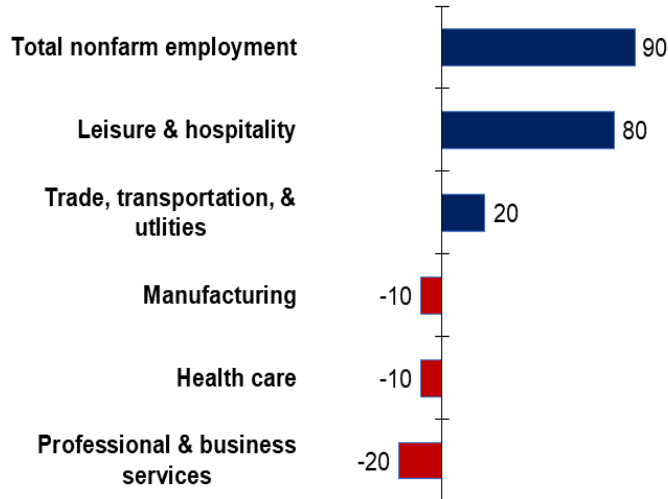
### Selected Industry Gains and Losses (Over-the-year net employment change)

#### Coos County



Source: Oregon Employment Department, Current Employment Estimates

#### Curry County



Source: Oregon Employment Department, Current Employment Estimates

**Carlos Diaz, Workforce Analyst/Economist  
for Jackson, Josephine, Coos, and Curry Counties**  
[Carlos.D.Diaz@employ.oregon.gov](mailto:Carlos.D.Diaz@employ.oregon.gov)  
(541) 414 - 5325

Follow our blog: [oregonemployment.blogspot.com](http://oregonemployment.blogspot.com)  
Twitter: [twitter.com/OED\\_Research](https://twitter.com/OED_Research)  
Website: [qualityinfo.org](http://qualityinfo.org)

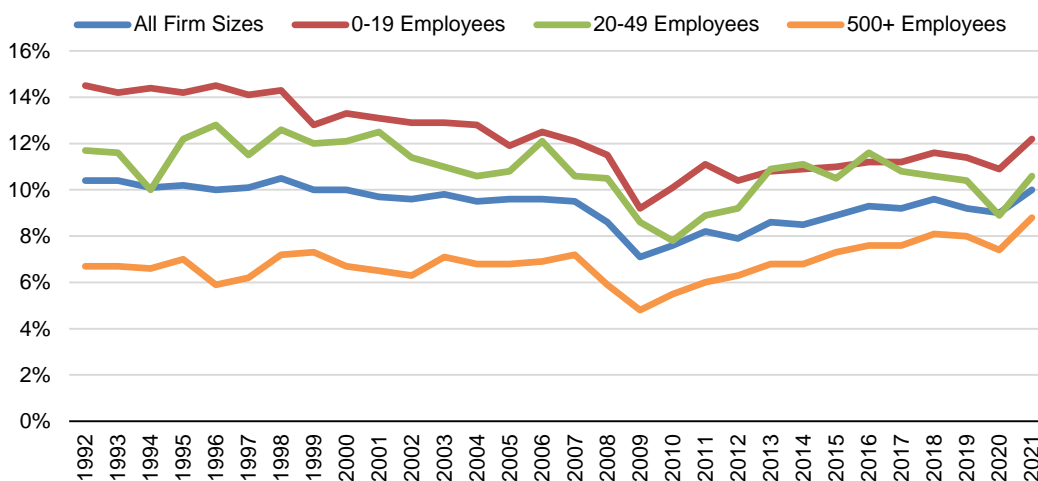
# DOUGLAS COUNTY ECONOMIC INDICATORS

October 2022

**Graph of the Month:** Employee retention is especially important for small businesses, which tend to have higher rates of turnover. Although turnover rates have declined over the long term, the trend is towards higher rates since 2009, with sharp upticks in 2021 for businesses large and small.

## Turnover Rate by Size of Firm

Douglas County private firms, Q2 of each year



Source: U.S. Census Bureau, Quarterly Workforce Indicators

## Notable Over-the-Year Employment Changes

September 2021 to September 2022

Wholesale Trade: 90 (+10%)

Private Education and Health Services:

Leisure and Hospitality: 140  
(+4%)

270 (+4%)

Manufacturing: -90 (-2%)

All Industries: 580 (+2%)

Employment change from February 2020 (seasonally adjusted):

-750 (-2%)

Source: [Oregon Employment Department Current Employment Estimates](#)

## News and Articles

Quality Info: [Summer 2022 Hiring Among Oregon's Private Employers](#) by Anna Johnson

QualityInfo: [The Oregon Coast Wage Challenge](#) by Erik Knoder

Oregon Office of Economic Analysis Blog: [2022 Population Growth Expectations](#)

## Latest Douglas County Economic Data

Unemployment rate: [4.7%](#)  
(seasonally adjusted)

Change from previous  
year: [-0.6 pct. points](#)

Number of Southwestern  
job vacancies in Summer  
2022: [3,235](#)

Business highlights: [new openings, closings & hiring events](#)

- **Expansion:** Siuslaw National Forest is hiring for five permanent fire positions and more than 40 seasonal positions in Waldport, Hebo, and Reedsport.
- **New Firm:** Oregon Conservation Corps of the Umpqua Valley opened in Roseburg. It is hiring young adults ages 16 to 26 to work on fuels reduction projects around Douglas County.

[QualityInfo.org](#): your source for the latest economic data, highlights and analysis

[Blog](#) | [Twitter](#)

Manage your subscriptions to this newsletter and other data releases on our [subscription page](#).