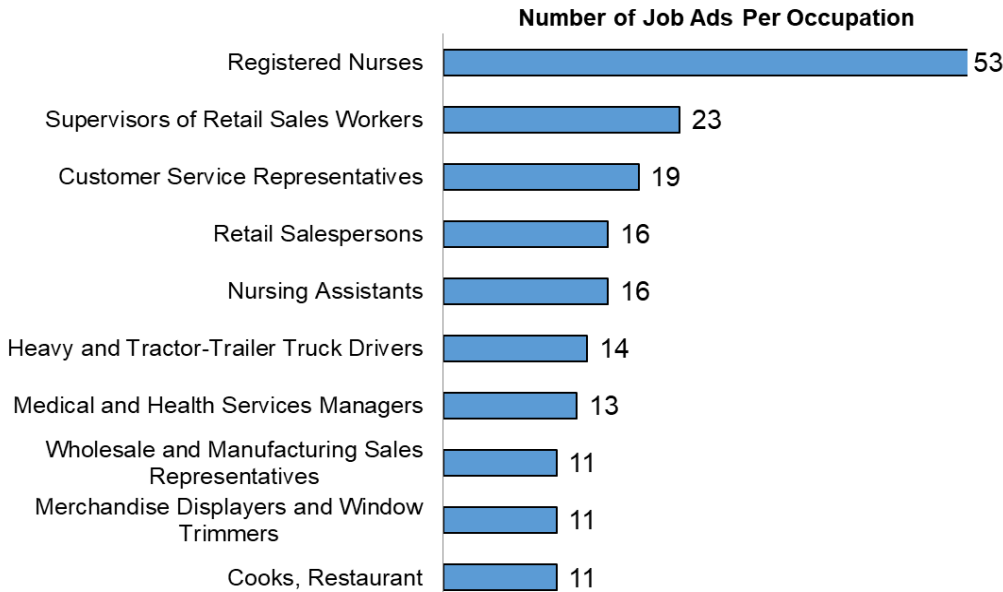


**Special Topic: Hiring... Who Are Employers Hiring?**

**Top 10 In-Demand Occupations (Past 90 Days)**  
 Coos County



To better understand the workers that are in demand, we can turn to Help Wanted OnLine ads (HWOL). HWOL measures real-time labor demand captured through online job postings.

Pictured to the left are the occupations with the most hiring demand in the last 90 days for Coos County (January 29th—April 28th). The number next to each bar represents how many jobs were posted for that occupation.

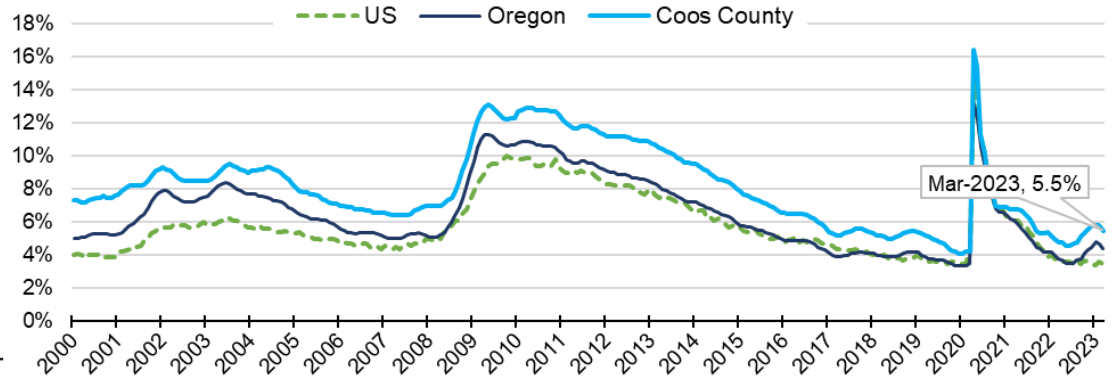
During the three month period there were 631 non-duplicated jobs posted online. The number one occupation was a registered nurse which appeared in 53 postings.

*\*This report includes job postings for all cities in Coos County except Myrtle Point due to data discrepancies for that city.\**

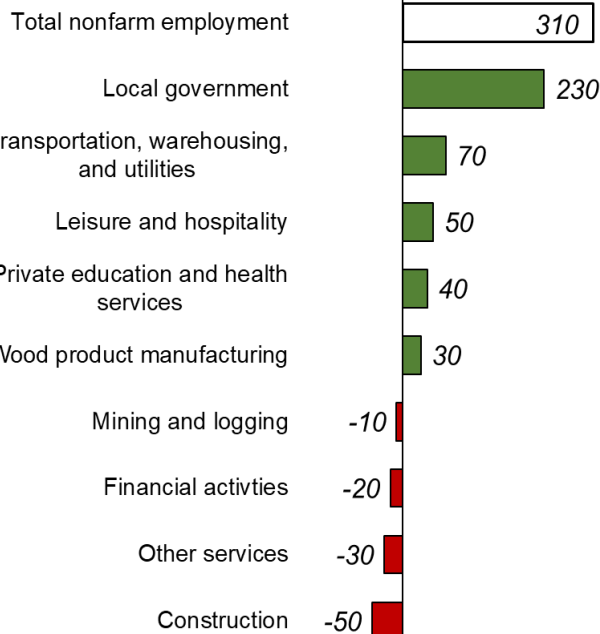
Source: The Conference Board: Labor Insight HWOL Data

**Unemployment Rate at 5.5%**

- Unemployment rate March 2022 was 4.8%
- Unemployment rate March 2021 was 6.8%



Source: Oregon Employment Department, LAUS



Source: Oregon Employment Department, CES

**Industry Employment Change: March 2022 to March 2023**  
Coos County adds 310 jobs over the year

- [Detailed March Employment Press Release](#)

**Carlos Diaz—Southern Oregon Workforce Analyst**  
[Carlos.D.Diaz@employ.oregon.gov](mailto:Carlos.D.Diaz@employ.oregon.gov)  
 (541) 414 - 5325

[QualityInfo.org](http://QualityInfo.org): Your source for the latest economic data, highlights, and analysis.

Discover everything related to Southwestern Oregon and Coos County's labor market: [Southwestern Oregon](#)

**Special Topic: Hiring... Who Are Employers Hiring?**

**Top 10 In-Demand Occupations (Past 90 Days)**  
 Curry County



To better understand the workers that are in demand, we can turn to Help Wanted OnLine ads (HWOL). HWOL measures real-time labor demand captured through online job postings.

Pictured to the left are the occupations with the most hiring demand in the last 90 days for Curry County (January 29th—April 28th). The number next to each bar represents how many jobs were posted for that occupation.

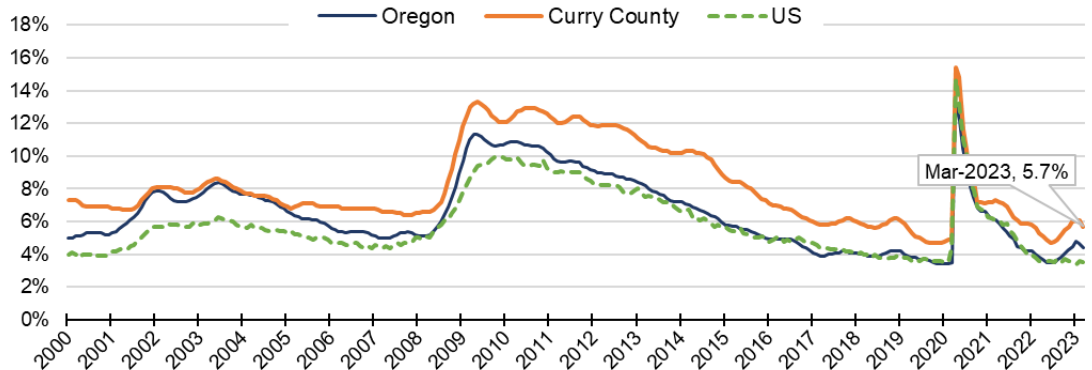
During the three month period there were 183 non-duplicated jobs posted online. The number one health care occupation was a physical therapist which appeared in six postings.

Source: The Conference Board: Labor Insight HWOL Data

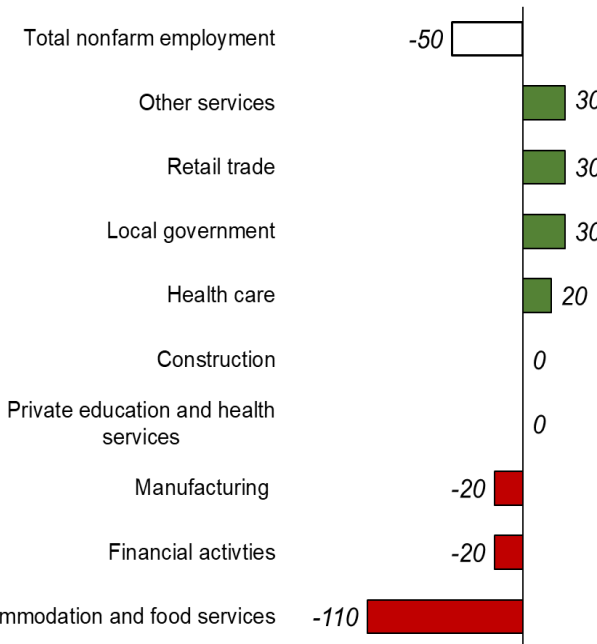
**Unemployment Rate at 5.7%**

- Unemployment rate March 2022 was 5.3%

[More info on unemployment](#)



Source: Oregon Employment Department, LAUS



**Industry Employment Change: March 2022 to March 2023**  
*Curry County sheds 50 jobs over the year*

- [Detailed March Employment Press Release](#)

**Carlos Diaz—Southern Oregon Workforce Analyst**  
[Carlos.D.Diaz@employ.oregon.gov](mailto:Carlos.D.Diaz@employ.oregon.gov)  
 (541) 414 - 5325

[QualityInfo.org](#): Your source for the latest economic data, highlights, and analysis.

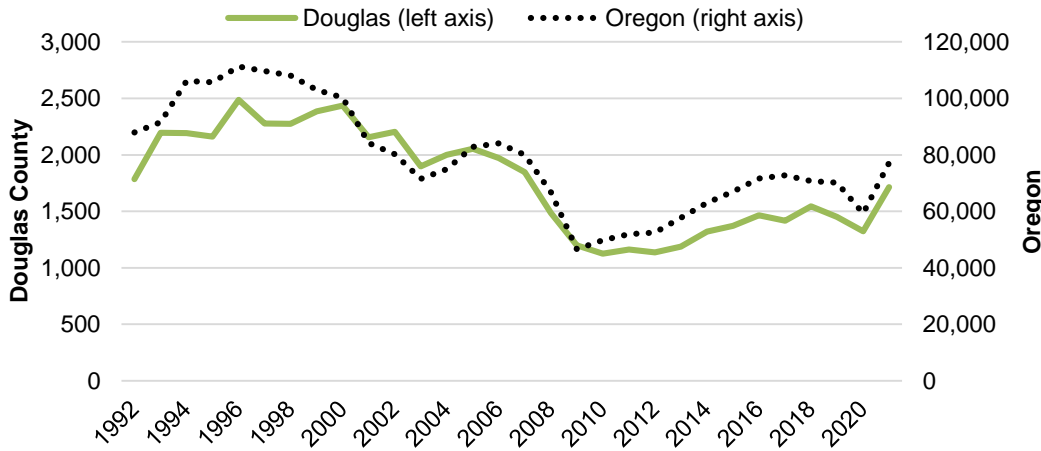
Discover everything related to Southwestern Oregon and Curry County's labor market: [Southwestern Oregon](#)

# DOUGLAS COUNTY ECONOMIC INDICATORS

April 2023

**Graph of the Month:** With spring comes planning for summer break and summer jobs. Summer jobs for young workers in Douglas and Oregon are less common than they used to be, although a wave of hiring and tight 2021 labor market made for the highest level of teens working since 2007.

## New Hires of Workers 14-21 Q3 1992-2021



Source: U.S. Census Bureau Quarterly Workforce Indicators

## Notable Over-the-Year Employment Changes

March 2022 to March 2023

**Private Education and Health Services:** 180 (+3%)      **Leisure and Hospitality:** -120 (-3%)

**Other Services:** 134 (+11%)      **Professional and Business Services:** -310 (-9%)

**All Industries:** -190 (-1%)

**Employment change from February 2020 (seasonally adjusted):**  
 -840 (-2%)

Source: [Oregon Employment Department Current Employment Estimates](#)

## News and Articles

Quality Info: [Oregon's Wood Product Manufacturing Industry Is Still Important, Especially in Rural Areas](#) by Brian Rooney

QualityInfo: [New and Emerging Jobs in Oregon: The Latest Trends](#) by Sarah Cunningham

Oregon Office of Economic Analysis Blog: [5 Things about the 2022 County Population Estimates](#)

## Latest Douglas County Economic Data

Unemployment rate: [5.6%](#)  
 (seasonally adjusted)

Change from previous year: [+0.8 pct. points](#)

Wood products manufacturing as a percent of Douglas employment in 2022: [7.2%](#)

As a percent of state employment: [1.2%](#)

Business highlights: [new openings, closings & hiring events](#)

- **New Firm:** Chic Boutique, a women's clothing store, opened in Roseburg.
- **Expansion:** Roseburg Forest Products will build a fiberboard panel factory and wood trim plant in Dillard and upgrade plants in Roseburg and Coquille. Combined they expect to employ 120.

[QualityInfo.org](#): your source for the latest economic data, highlights and analysis



Manage your subscriptions to this newsletter and other data releases on our [subscription page](#).