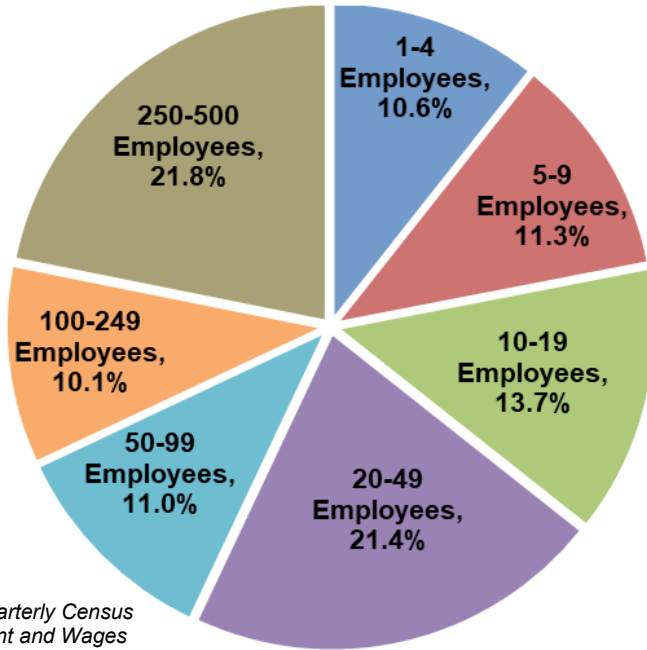


## Special Topic: Employment... How Are Workers Distributed?

Coos County Private Employment Distribution by Firm Size  
First Quarter 2022



Source: Quarterly Census  
Employment and Wages

The special topic this month takes a look at how Coos County employment was distributed by firm size in 2022. Firms can be classified in one of seven distinct categories depending on how many workers were employed that quarter.

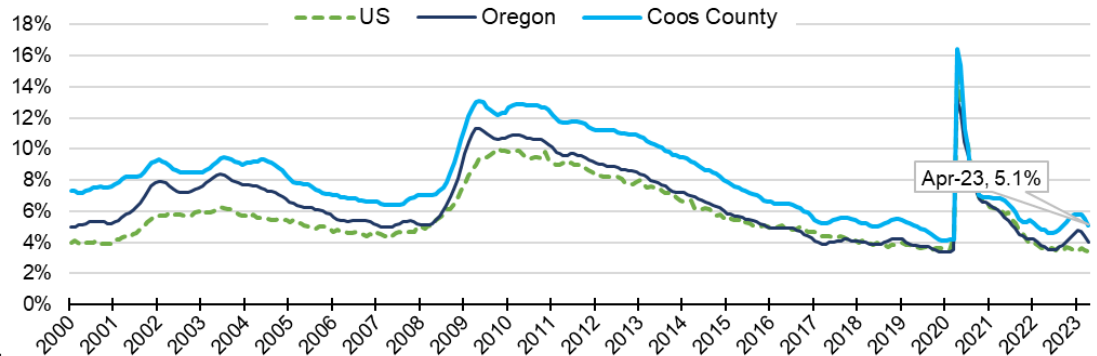
Small businesses or any firm with less than 20 employees accounted for 35.6% of private workers.

About a fifth (21.4%) work for medium size firms with 20-49 employees.

Another fifth of private workers (21.8%) work for larger firms with 250-500 employees.

## Unemployment Rate at 5.1%

- Unemployment rate April 2022 was 4.8%
- Unemployment rate continued to fall over-the-month



Source: Oregon Employment Department, LAUS

## Total nonfarm employment

260

## Leisure and hospitality

180

## Local government

170

## Other services

50

## Wholesale trade

20

## Construction

0

## Wood product manufacturing

-10

## Private education and health services

-20

## Professional & business services

-70

## Retail trade

-80

## Industry Employment Change: April 2022 to April 2023

Coos County adds 260 jobs over the year

- [Detailed April Employment Press Release](#)

## Carlos Diaz—Southern Oregon Workforce Analyst

[Carlos.D.Diaz@employ.oregon.gov](mailto:Carlos.D.Diaz@employ.oregon.gov)

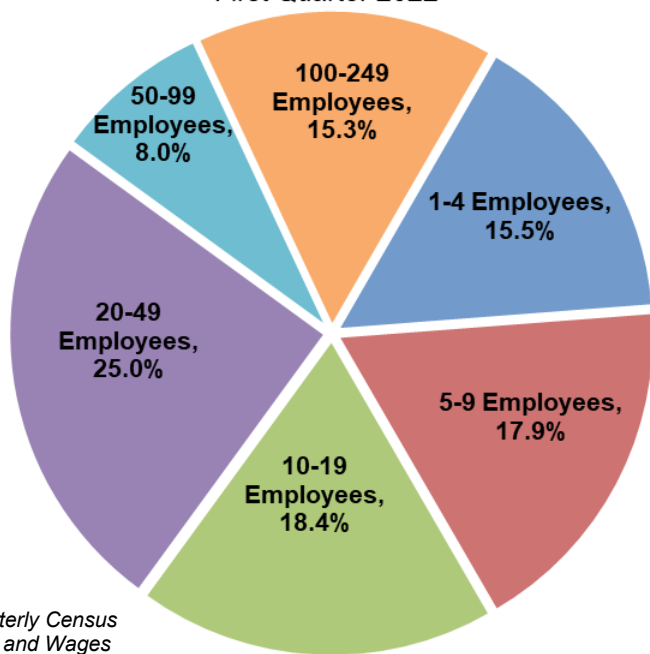
(541) 414 - 5325

[QualityInfo.org](http://QualityInfo.org): Your source for the latest economic data, highlights, and analysis.

This article on [Southwestern Oregon's Small Business Economy](#) goes into more depth on this month's special topic.

## Special Topic: Employment... How Are Workers Distributed?

Curry County Private Employment Distribution by Firm Size  
 First Quarter 2022



Source: Quarterly Census  
 Employment and Wages

The special topic this month takes a look at how Curry County employment was distributed by firm size in 2022. Firms can be classified in one of seven distinct categories depending on how many workers were employed that quarter.

Small businesses or any firm with less than 20 employees accounted for 51.8% of private workers.

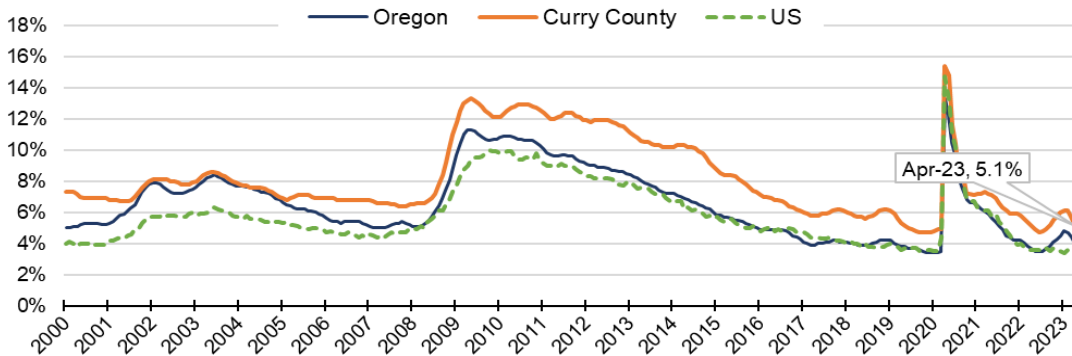
A quarter of private workers (25.0%) are employed in medium size firms with 20-49 employees.

About a quarter (23.3%) of workers are employed in larger firms with 50-249 employees.

### Unemployment Rate at 5.1%

- Unemployment rate April 2022 was also 5.1%

[More info on unemployment](#)



Source: Oregon Employment Department, LAUS

Total nonfarm employment

10

Local government

40

Health care

30

Private education and health services

20

Accommodation and food services

10

Manufacturing

10

Arts, entertainment, and recreation

-10

Other services

-10

Retail trade

-10

Construction

-10

Financial activities

-10

### Industry Employment Change: April 2022 to April 2023 Curry County adds 10 jobs over the year

- [Detailed April Employment Press Release](#)

**Carlos Diaz—Southern Oregon Workforce Analyst**

[Carlos.D.Diaz@employ.oregon.gov](mailto:Carlos.D.Diaz@employ.oregon.gov)

(541) 414 - 5325

[QualityInfo.org](#): Your source for the latest economic data, highlights, and analysis.

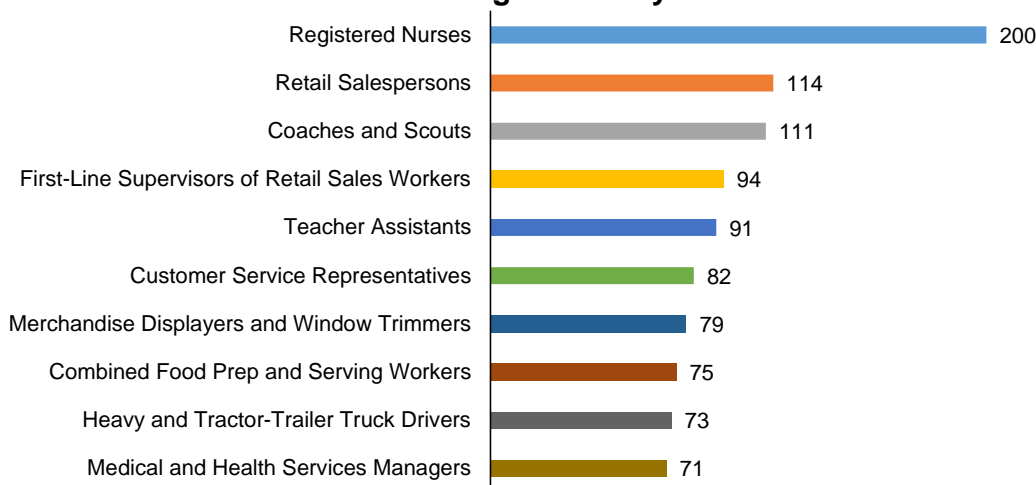
This article on [Southwestern Oregon's Small Business Economy](#) goes into more depth on this month's special topic.

# DOUGLAS COUNTY ECONOMIC INDICATORS

May 2023

**Graph of the Month:** The graph this month looks at a year of online job postings to May. The occupation with the most postings by far was registered nurses, with retail sales in second—both true for Oregon as well. Education and trucking jobs made up more of the Douglas top 10 than the state.

## Occupations with most job postings online, last 12 months Douglas County



Source: Labor Insight (Burning Glass Technologies)

## Notable Over-the-Year Employment Changes

April 2022 to April 2023

Private Education and Health Services: 140 (+2%) Leisure and Hospitality: -120 (-3%)

Other Services: 90 (+7%)

Professional and Business  
Services: -350 (-10%)

All Industries: -340 (-1%)

Employment change from February 2020 ([seasonally adjusted](#)):  
-1,030 (-3%)

Source: [Oregon Employment Department Current Employment Estimates](#)

## News and Articles

Quality Info: [Southwestern Oregon Has a High Percentage of Small Businesses](#) by Carlos Diaz

QualityInfo: [Oregon's Aging Workforce by Industry and County in 2021](#) by Gail Krumenauer

Oregon Office of Economic Analysis Blog: [Strong Start-Up Activity Continues](#)

## Latest Douglas County Economic Data

Unemployment rate: [5.3%](#)  
(seasonally adjusted)

Change from previous  
year: [+0.6 pct. points](#)

Percentage of workers 55  
and older, 1992: [13%](#)

Percentage of workers 55  
and older, 2021: [27%](#)

Percentage of jobs  
considered difficult to fill,  
2022: [76%](#)

Business highlights: [new  
openings, closings & hiring  
events](#)

- **Closure:** Shelby & Miguelina Construction Company in Roseburg closed.
- **New Firm:** WinCo will open in Roseburg in 2024. It will employ 180 people.
- **New Firm:** OCCU, a credit union, will open a branch in Roseburg.

[QualityInfo.org](#): your source  
for the latest economic data,  
highlights and analysis



Manage your subscriptions to  
this newsletter and other data  
releases on our [subscription  
page](#).