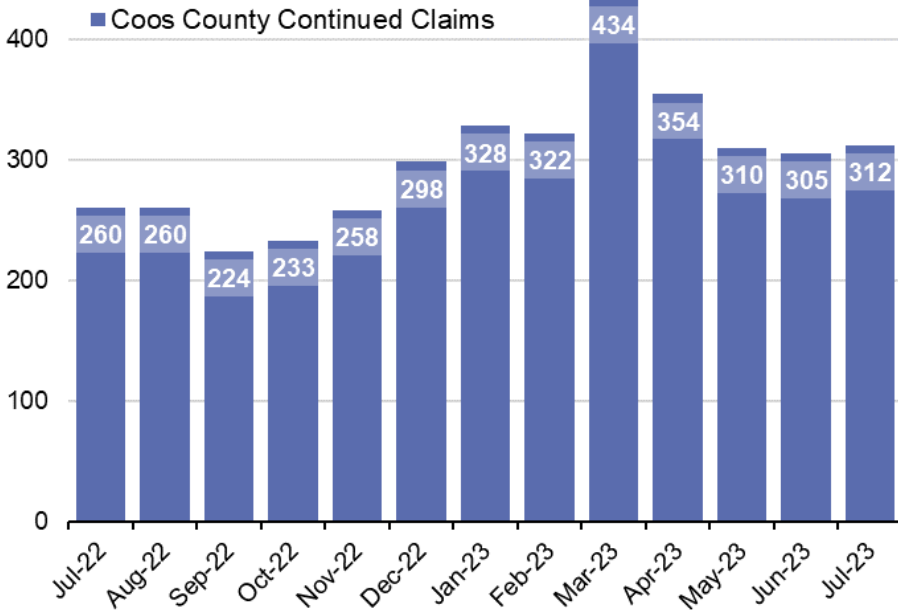


**Special Topic: Insured and Unemployed... Continued Claims**

**Coos County Workers Claiming Unemployment Benefits**



This month we look at the number of workers with continued Unemployment Insurance (UI) claims. A person who has already filed an initial claim and who has experienced a week of unemployment then files a continued claim to claim benefits for that week of unemployment.

For more details on an initial vs continued claim, refer to the [UI Data Sources and Limitations](#) page.

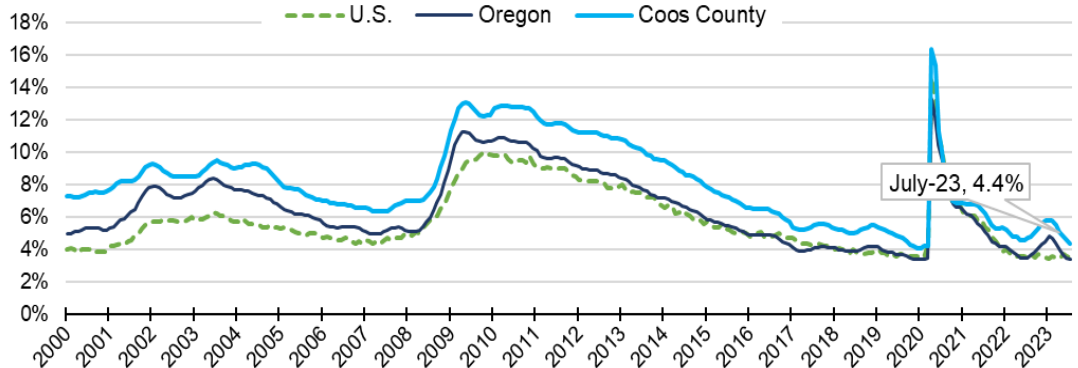
Continued UI claims in Coos County increased by seven (+2%) over-the-month from June 2023 to July 2023.

Continued UI claims increased by 52 (+20%) over-the-year from July 2022 to July 2023.

Source: Oregon Employment Department and U.S. Census Bureau of Labor Statistics

**Unemployment Rate at 4.4%**

- Unemployment rate July 2022 was 4.7%
- Unemployment rate continued to fall over-the-month



Source: Oregon Employment Department, LAUS

Total nonfarm employment

680

Leisure and hospitality

280

Professional & business services

160

Private education and health services

100

Local government

90

Construction

80

Other services

30

Manufacturing

-20

Wood product manufacturing

-30

Mining and logging

-50

Retail trade

-50

**Industry Employment Change: July 2022 to July 2023**

Coos County adds 680 jobs over the year

- [Detailed July Employment Press Release](#)

**Carlos Diaz—Southern Oregon Workforce Analyst**

[Carlos.D.Diaz@employ.oregon.gov](mailto:Carlos.D.Diaz@employ.oregon.gov)

(541) 414 - 5325

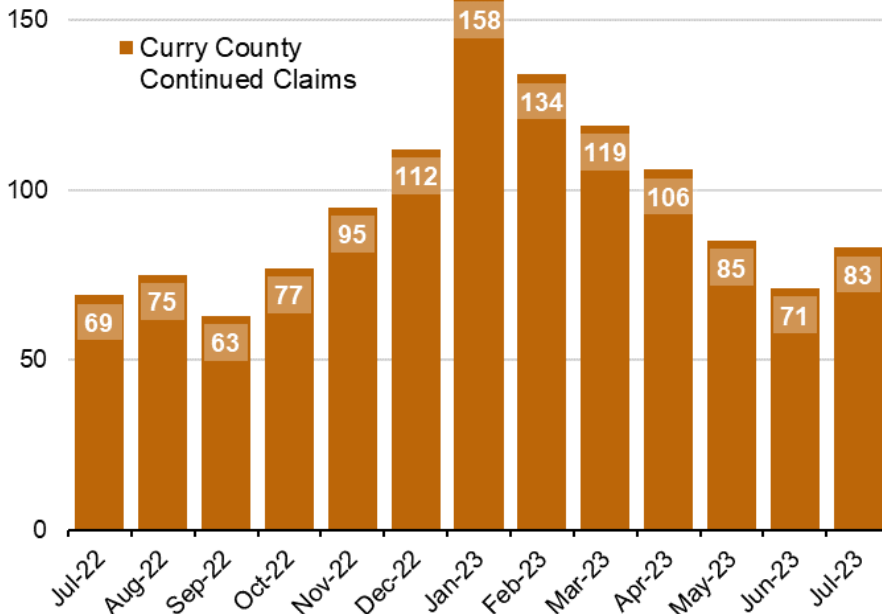
[QualityInfo.org](#): Your source for the latest economic data, highlights, and analysis.

Explore more on Southwestern Oregon's economy here:

[Southwestern Oregon: The Latest Research](#)

**Special Topic: Insured and Unemployed... Continued Claims**

**Curry County Workers Claiming Unemployment Benefits**



Source: Oregon Employment Department and U.S. Census Bureau of Labor Statistics

This month we look at the number of workers with continued Unemployment Insurance (UI) claims. A person who has already filed an initial claim and who has experienced a week of unemployment then files a continued claim to claim benefits for that week of unemployment.

For more details on an initial vs continued claim, refer to the [UI Data Sources and Limitations](#) page.

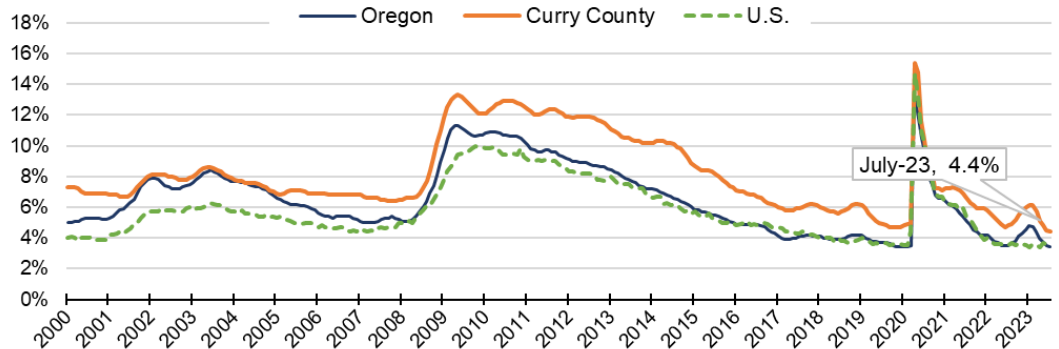
Continued UI claims in Curry County increased by 12 (+17%) over-the-month from June 2023 to July 2023.

Continued UI claims increased by 14 (+20%) over-the-year from July 2022 to July 2023.

**Unemployment Rate at 4.4%**

- Unemployment rate July 2022 was 4.8%

[More info on unemployment](#)



Source: Oregon Employment Department, LAUS

**Industry Employment Change: July 2022 to July 2023**

*Curry County adds 180 jobs over the year*

- [Detailed July Employment Press Release](#)

**Carlos Diaz—Southern Oregon Workforce Analyst**

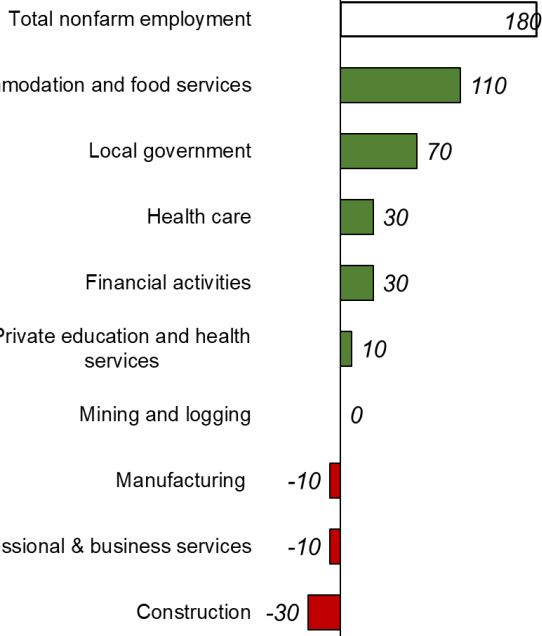
[Carlos.D.Diaz@employ.oregon.gov](mailto:Carlos.D.Diaz@employ.oregon.gov)

(541) 414 - 5325

[QualityInfo.org](#): Your source for the latest economic data, highlights, and analysis.

Explore more on Southwestern Oregon's economy here:

[Southwestern Oregon: The Latest Research](#)



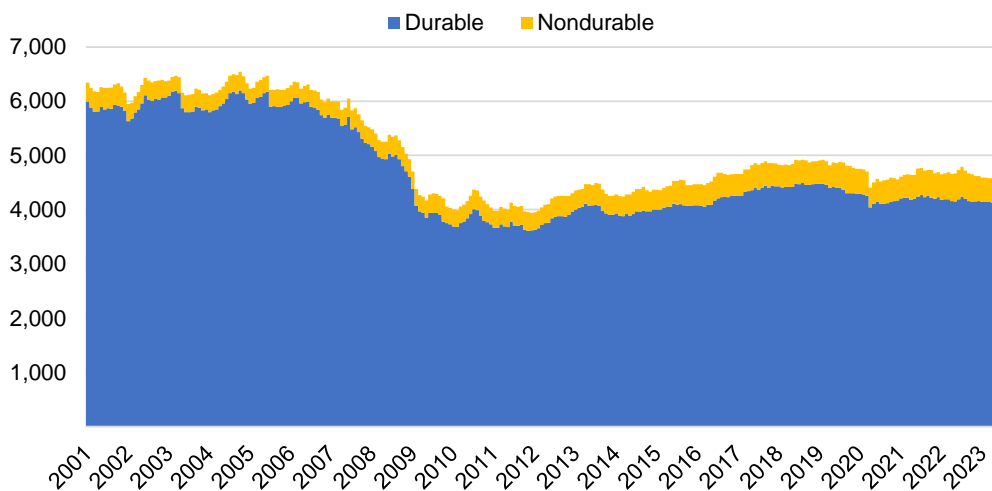
Source: Oregon Employment Department, CES

# DOUGLAS COUNTY ECONOMIC INDICATORS

August 2023

**Graph of the Month:** Manufacturing employment has declined substantially in Douglas County in the last several decades, principally as a result of the 2008 recession. Durable goods such as wood products and machinery employs fewer than in 2001, while nondurable goods, such as food, has grown.

Douglas County Manufacturing Employment



Source: Oregon Employment Department, Current Employment Statistics

## Notable Over-the-Year Employment Changes

July 2022 to July 2023

**Leisure and Hospitality:** 230 (+6%)

**Manufacturing:** -190 (-4%)

**Private Education and Health Services:**

**Retail Trade:** -160 (-3%)

150 (+2%)

**All Industries:** -180 (-1%)

**Employment change from February 2020 (seasonally adjusted):**

-730 (-2%)

Source: [Oregon Employment Department Current Employment Estimates](#)

## News and Articles

Quality Info: [New Report: Paid Family, Medical, and Safe Leave Impacts in Oregon](#)  
 by Gail Krumenauer

QualityInfo: [Oregon's Leisure and Hospitality Industry](#) by Guy Tauer

Oregon Office of Economic Analysis Blog: [Labor Market Crosscurrents](#)

### Latest Douglas County Economic Data

Unemployment rate: [4.6%](#)  
 (seasonally adjusted)

Change from previous  
 year: [-0.6 pct. points](#)

Lane employment in leisure  
 and hospitality: [3,601](#)

Leisure and hospitality  
 location quotient: [0.89](#)

Travel spending in Lane  
 County, 2022: [\\$312 million](#)

Travel employment as a  
 share of total employment:  
[7%](#)

Business highlights: [new  
 openings, closings & hiring  
 events](#)

- *New Firm:* Coho Pizza opened in Glide.
- *New Firm:* The Burg – a boutique offering curated clothing, furniture, games, housewares, and more – opened in Roseburg.

[QualityInfo.org](#): your source  
 for the latest economic data,  
 highlights and analysis



Manage your subscriptions to  
 this newsletter and other data  
 releases on our [subscription  
 page](#).