

Special Topic: Highest vs Lowest Paid Occupations

Coos County's Highest & Lowest Paid Occupations by Median Wage (2023)

The 5 Highest Paid Occupation Groups in the South Coast by Median Wage (2023)

| Occupation Title | Median Hourly Wage |
|--|--------------------|
| Healthcare Practitioners and Technical Occupations | \$41.60 |
| Architecture and Engineering Occupations | \$38.16 |
| Management Occupations | \$37.71 |
| Computer and Mathematical Occupations | \$34.30 |
| Legal Occupations | \$33.93 |

The 5 Lowest Paid Occupation Groups in the South Coast by Median Wage (2023)

| Occupation Title | Median Hourly Wage |
|---|--------------------|
| Healthcare Support Occupations | \$17.83 |
| Personal Care and Service Occupations | \$17.42 |
| Sales and Related Occupations | \$16.09 |
| Building and Grounds Cleaning and Maintenance Occupations | \$15.68 |
| Food Preparation and Serving Related Occupations | \$14.66 |

As of this year, the median wage for all jobs in the South Coast is \$19.81 an hour. This means half of all jobs pay more than this, while the other half pays less.

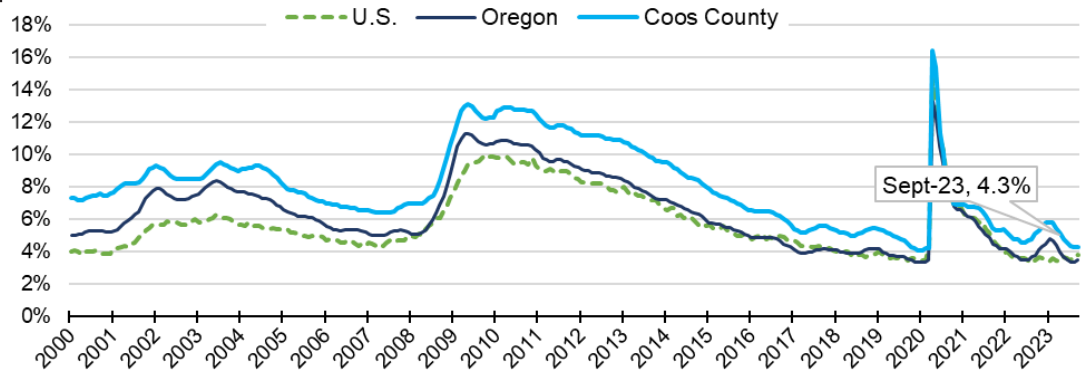
Healthcare practitioners and technical occupations pay the highest median hourly wage (\$41.60), followed by architecture and engineering occupations (\$38.16), and management occupations (\$37.71).

Food preparation and serving related occupations, on the other hand, pay the lowest median hourly wage (\$14.66) of any occupation group. This is followed by building and grounds cleaning and maintenance occupations (\$15.68), and sales related occupations (\$16.09).

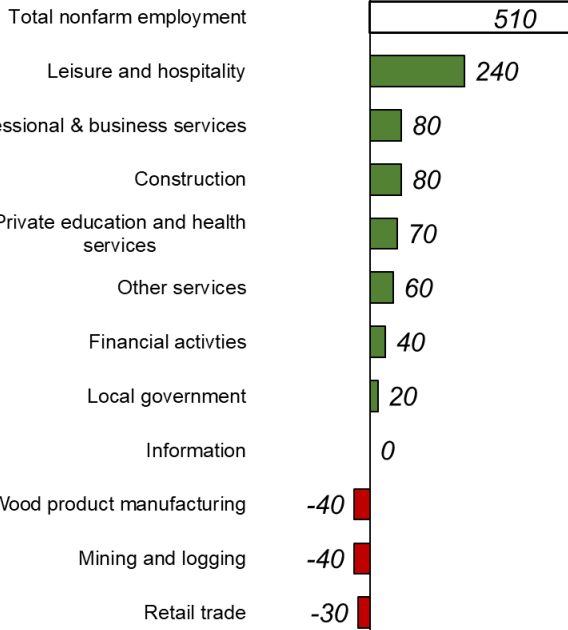
Source: Oregon Employment Department, 2023 Oregon Wage Information

Unemployment Rate at 4.3%

- Unemployment rate September 2022 was 5.1%
- Unemployment rate remained the same over-the-month



Source: Oregon Employment Department, LAUS



Industry Employment Change: Sept. 2022 to Sept. 2023

Coos County adds 510 jobs over the year

- [Detailed September Employment Press Release](#)

Carlos Diaz—Southern Oregon Workforce Analyst

Carlos.D.Diaz@employ.oregon.gov

(541) 414 - 5325

QualityInfo.org: Your source for the latest economic data, highlights, and analysis.

Explore more on Southwestern Oregon's economy here:

[Southwestern Oregon: The Latest Research](#)

Special Topic: Highest vs Lowest Paid Occupations

Curry County's Highest & Lowest Paid Occupations by Median Wage (2023)

The 5 Highest Paid Occupation Groups in the South Coast by Median Wage (2023)

| Occupation Title | Median Hourly Wage |
|--|--------------------|
| Healthcare Practitioners and Technical Occupations | \$41.60 |
| Architecture and Engineering Occupations | \$38.16 |
| Management Occupations | \$37.71 |
| Computer and Mathematical Occupations | \$34.30 |
| Legal Occupations | \$33.93 |

As of this year, the median wage for all jobs in the South Coast is \$19.81 an hour. This means half of all jobs pay more than this, while the other half pays less.

Healthcare practitioners and technical occupations pay the highest median hourly wage (\$41.60), followed by architecture and engineering occupations (\$38.16), and management occupations (\$37.71).

The 5 Lowest Paid Occupation Groups in the South Coast by Median Wage (2023)

| Occupation Title | Median Hourly Wage |
|---|--------------------|
| Healthcare Support Occupations | \$17.83 |
| Personal Care and Service Occupations | \$17.42 |
| Sales and Related Occupations | \$16.09 |
| Building and Grounds Cleaning and Maintenance Occupations | \$15.68 |
| Food Preparation and Serving Related Occupations | \$14.66 |

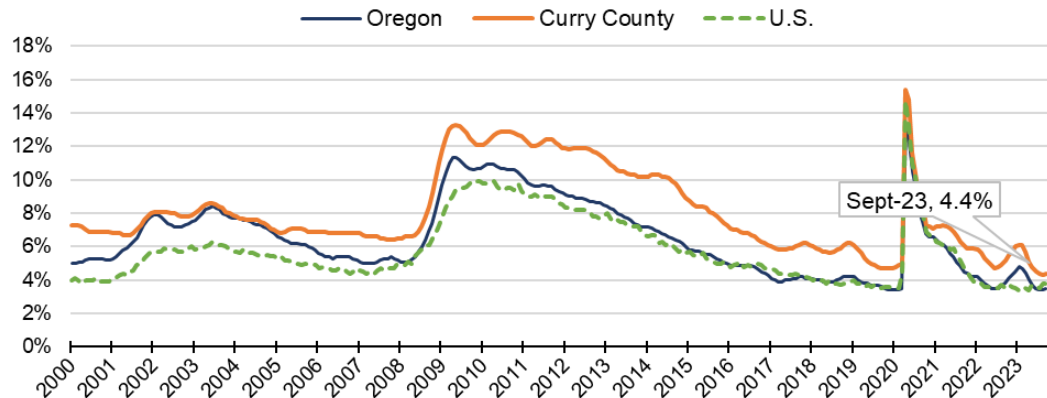
Food preparation and serving related occupations, on the other hand, pay the lowest median hourly wage (\$14.66) of any occupation group. This is followed by building and grounds cleaning and maintenance occupations (\$15.68), and sales related occupations (\$16.09).

Source: Oregon Employment Department, 2023 Oregon Wage Information

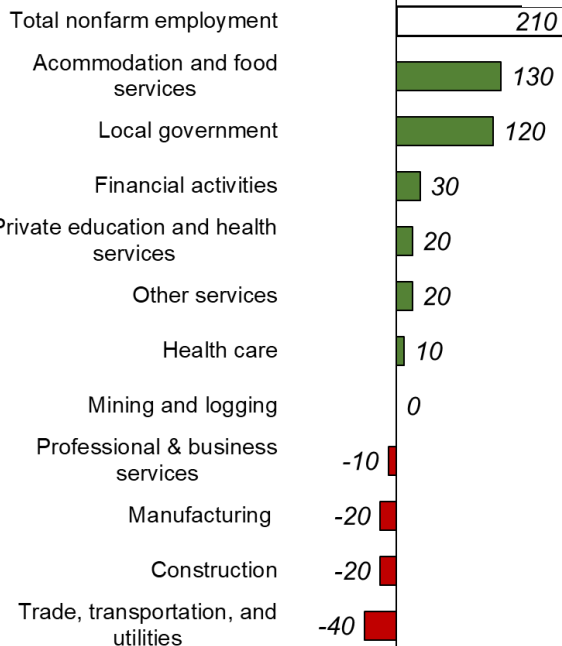
Unemployment Rate at 4.4%

- Unemployment rate September 2022 was 5.2%

[More info on unemployment](#)



Source: Oregon Employment Department, LAUS



Industry Employment Change: Sept. 2022 to Sept. 2023
 Curry County adds **210 jobs** over the year

- [Detailed September Employment Press Release](#)

Carlos Diaz—Southern Oregon Workforce Analyst
Carlos.D.Diaz@employ.oregon.gov
 (541) 414 - 5325

[QualityInfo.org](#): Your source for the latest economic data, highlights, and analysis.

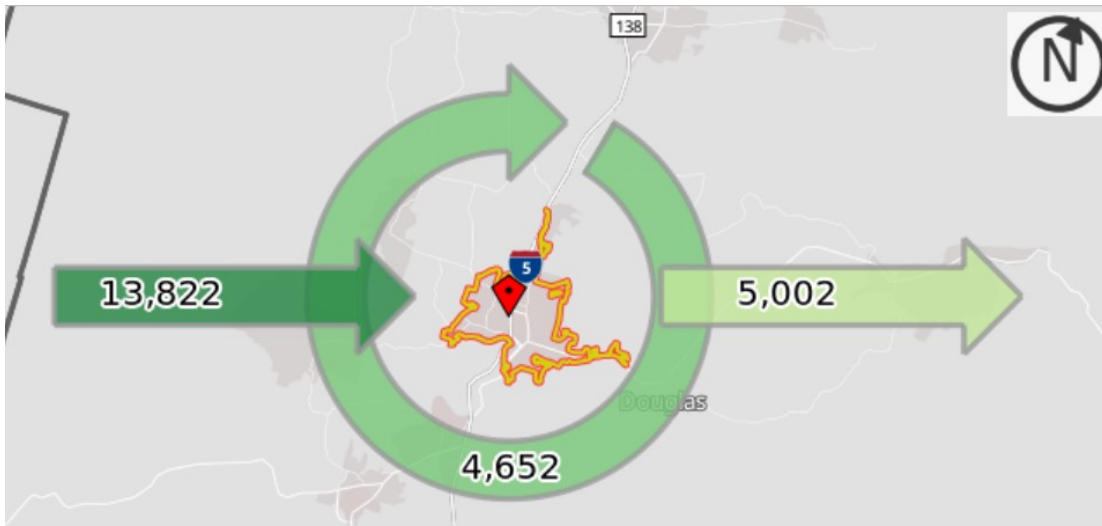
Explore more on Southwestern Oregon's economy here:
[Southwestern Oregon: The Latest Research](#)

DOUGLAS COUNTY ECONOMIC INDICATORS

October 2023

Graph of the Month: As a regional hub, many workers in the city of Roseburg commute in from the outside. Of the 18,500 workers within city limits, around 14,000 live outside the city, many in nearby places such as Green, Sutherlin and Winston. 5,000 Roseburg residents commute out for work.

Job Inflow and Outflow from Roseburg City, 2020



Source: U.S. Census Bureau, OnTheMap

Notable Over-the-Year Employment Changes

September 2022 to September 2023

Leisure and Hospitality: 170 (+5%)

Manufacturing: -110 (-2%)

Private Education and Health Services:

270 (+4%)

Retail Trade: -240 (-5%)

All Industries: 140 (+0%)

Employment change from February 2020 (seasonally adjusted):

-400 (-1%)

Source: [Oregon Employment Department Current Employment Estimates](#)

News and Articles

Quality Info: [Psilocybin Services: Oregon's Newest Industry Begins Popping Up](#) by Guy Tauer

QualityInfo: [Summer 2023 Hiring Among Oregon's Private Employers](#) by Anna Johnson

Oregon Office of Economic Analysis Blog: [Parents and the Labor Force, 2023 Update](#)

Latest Douglas County Economic Data

Unemployment rate: [4.5%](#)
 (seasonally adjusted)

Change from previous
 year: [-1.3 pct. points](#)

Number of job vacancies,
 Summer 2023: [2,787](#)

Change from Summer
 2022: -14%

Business highlights: [new
 openings, closings & hiring
 events](#)

- **Closure:** Forget Me Not Village – a program in Roseburg for people suffering from Alzheimer's, dementia, Parkinson's, and other diseases – closed.
- **Expansion:** CHI Mercy Health in Roseburg will undergo a \$35-million upgrade to its operating rooms, emergency department patient care areas, and other facility needs.

[QualityInfo.org](#): your source for the latest economic data, highlights and analysis



Manage your subscriptions to this newsletter and other data releases on our [subscription page](#).