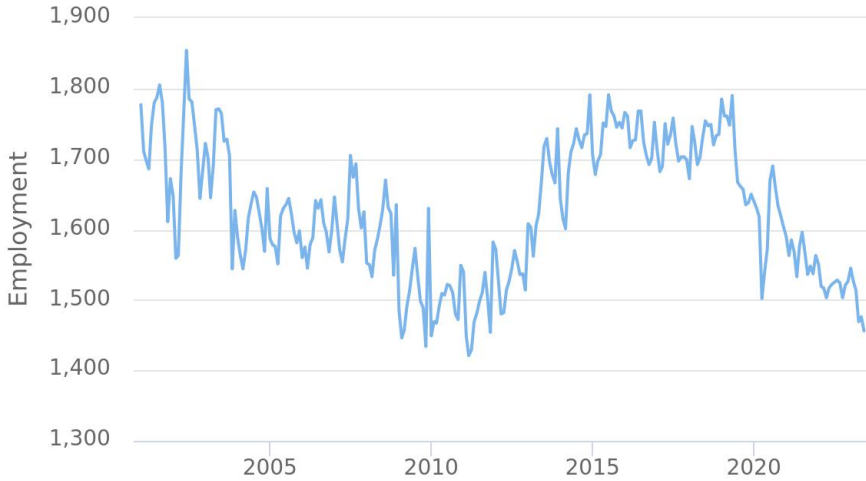


Special Topic: Manufacturing Industry Profile

Coos County Manufacturing Employment, 2001-2023

Manufacturing
 Coos County



Source: Oregon Employment Department, Qualityinfo.org

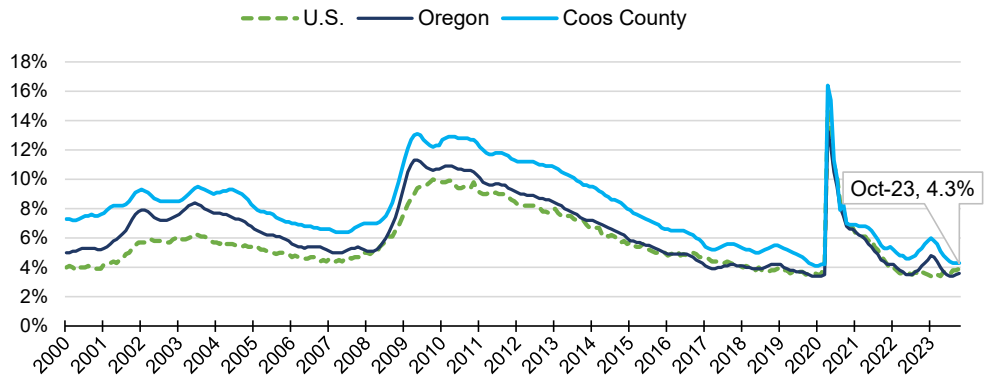
Have you used the [Industry Profiles tool](#) on Quality Info? It's a fantastic way to get a deep dive look at the makeup of an industry at a local level. I use it often when I'm trying to understand what makes an area's industry unique and get a snapshot of recent history.

[Manufacturing in Southwest Oregon](#) is the example for this month's graph. Coos manufacturing shows more seasonal variation than in many places, and in contrast with most of Oregon, job declines in 2020 exceeded the severe losses to manufacturing in 2008.

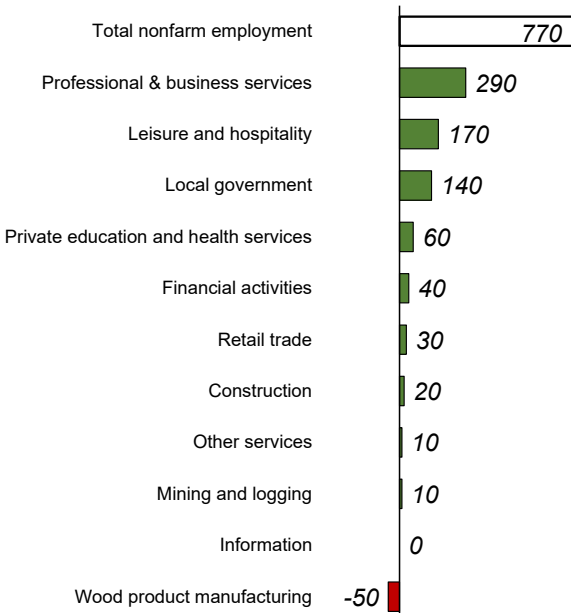
Also on the Industry Profile you can find occupational data such as wages, largest occupations in the field, and staffing patterns, providing insight into the type of workers needed for the industry to thrive.

Unemployment Rate at 4.3%

- Unemployment rate October 2022 was 5.3%
- Unemployment rate remained the same over-the-month



Source: Oregon Employment Department, LAUS



Industry Employment Change: Oct. 2022 to Oct. 2023

Coos County adds 770 jobs over the year

- [Detailed October Employment Press Release](#)

Henry Fields—Workforce Analyst for Southern Oregon

Henry.L.Fields@employ.oregon.gov

(541) 359 - 9178

[QualityInfo.org](#): Your source for the latest economic data, highlights, and analysis.

Explore more on Southwestern Oregon's economy here:

[Southwestern Oregon: The Latest Research](#)

Special Topic: Manufacturing Industry Profile

Curry County Manufacturing Employment, 2001-2023

Manufacturing
 Curry County



Source: Oregon Employment Department, Qualityinfo.org

Have you used the [Industry Profiles tool](#) on Quality Info? It's a fantastic way to get a deep dive look at the makeup of an industry at a local level. I use it often when I'm trying to understand what makes an area's industry unique and get a snapshot of recent history.

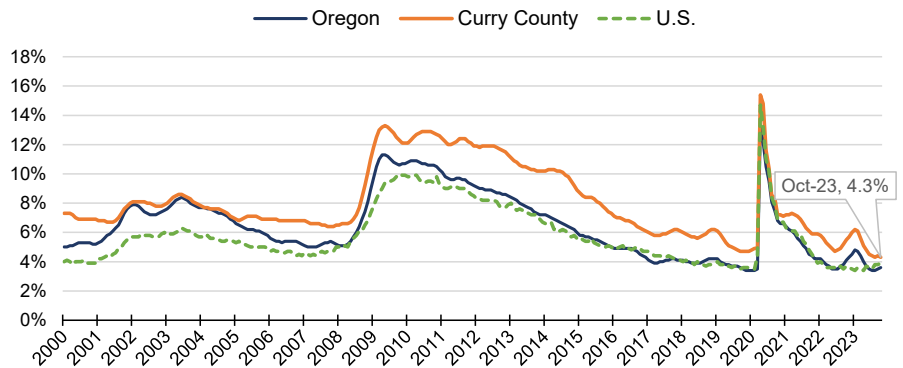
[Manufacturing in Southwest Oregon](#) is the example for this month's graph. Curry manufacturing employment, in contrast with most of Oregon, made a full recovery from severe losses to manufacturing in 2008. 2020 had comparatively less impact.

Also on the Industry Profile you can find occupational data such as wages, largest occupations in the field, and staffing patterns, providing insight into the type of workers needed for the industry to thrive.

Unemployment Rate at 4.3%

- Unemployment rate October 2022 was 5.5%

[More info on unemployment](#)



Source: Oregon Employment Department, LAUS

Industry Employment Change: Oct. 2022 to Oct. 2023

Curry County adds 60 jobs over the year

- [Detailed October Employment Press Release](#)

Henry Fields—Workforce Analyst for Southern Oregon

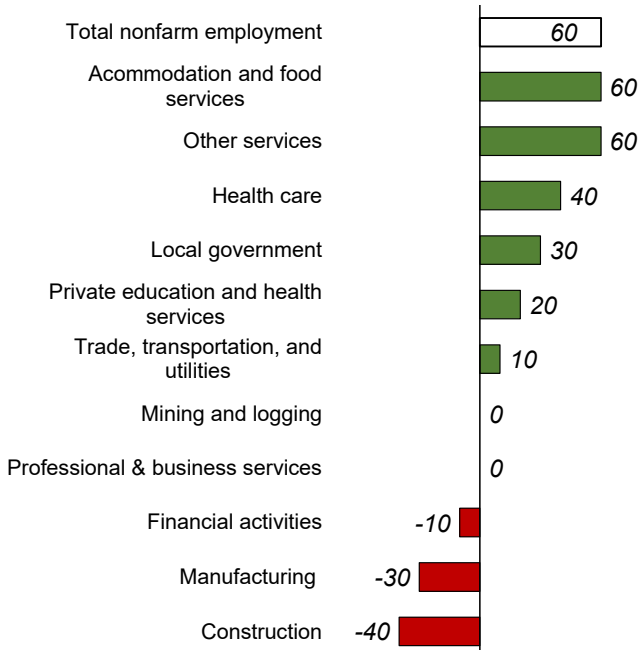
Henry.L.Fields@employ.oregon.gov

(541) 359 - 9178

[QualityInfo.org](#): Your source for the latest economic data, highlights, and analysis.

Explore more on Southwestern Oregon's economy here:

[Southwestern Oregon: The Latest Research](#)



DOUGLAS COUNTY ECONOMIC INDICATORS

November 2023

Graph of the Month: The [Industry Profiles tool](#) gives you a deep look at the past and present of regional economies. For example, [Douglas manufacturing](#) saw deep losses in 2008 compared with 2020. The tool also shows industry staffing patterns, wages and largest occupations.

Douglas County Manufacturing Employment, 2001-2023



Source: Oregon Employment Department, Qualityinfo.org

Notable Over-the-Year Employment Changes

October 2022 to October 2023

Financial Activities: 60 (+4%)

Manufacturing: -110 (-2%)

Private Education and Health Services:
 320 (+5%)

Retail Trade: -110 (-2%)

All Industries: 110 (+0%)

Employment change from February 2020 (seasonally adjusted):
 -530 (-1%)

Source: [Oregon Employment Department Current Employment Estimates](#)

News and Articles

Quality Info: [Employment Among Oregon's Veterans](#) by Luke Coury

QualityInfo: [A Snapshot of Oregon Firms by Size Class, 2023](#) by Gail Krumenauer

Oregon Office of Economic Analysis Blog: [Oregon Economic and Revenue Forecast, December 2023](#)

Latest Douglas County Economic Data

Unemployment rate: [4.5%](#)
 (seasonally adjusted)

Change from previous year: [-1.5 pct. points](#)

Business highlights: [new openings, closings & hiring events](#)

- **Closure:** The SunnySide Theatre in Roseburg closed.
- **Expansion:** Roseburg VA Medical Center opened The Meadows, a nursing home that provides care for hospice patients and long-term housing needs for veterans, in Douglas County.
- **New Firm:** Club One, a restaurant, opened at Reedsport Golf Course in Reedsport.

[QualityInfo.org](#): your source for the latest economic data, highlights and analysis



Manage your subscriptions to this newsletter and other data releases on our [subscription page](#).