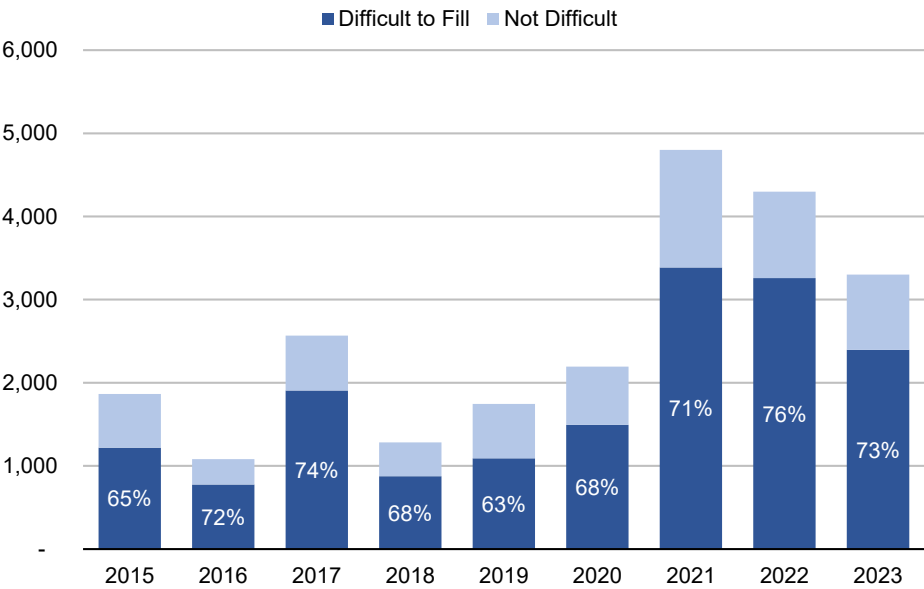


Special Topic: Job Vacancies in Southwestern Oregon

Southwestern Oregon Job Vacancies



Source: Oregon Employment Department Job Vacancy Survey

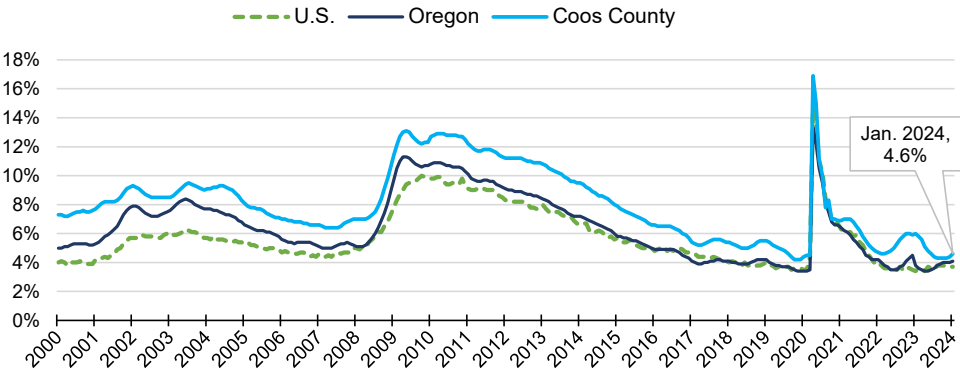
With the release of this year's [annual data](#), the Oregon Employment Department's Job Vacancy Survey now has nine years of data to look at regional trends in job demand and the labor market.

Southwestern Oregon, along with the state, saw a decline in vacancies from 2022 to 2023. This likely reflects the loosening of the labor market, although demand remains elevated compared to the years before 2020.

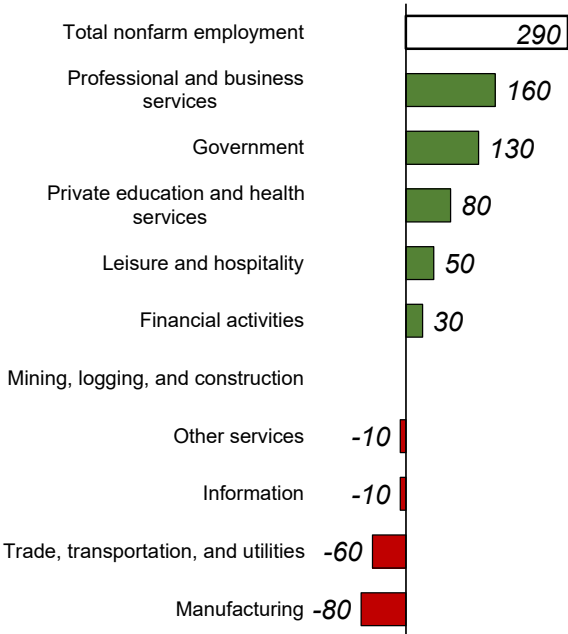
While health care was the industry with the largest number of job vacancies, heavy truck drivers, retail salespersons, and construction laborers were several of the occupations with the most openings in our region. These numbers represent an average number of jobs open at any given time in the year.

Unemployment Rate at 4.6%

- Unemployment rate January 2023 was 6.0%
- Seasonally adjusted unemployment has ticked up slightly since mid-2023



Source: Oregon Employment Department, LAUS



Industry Employment Change: Jan. 2023 to Jan. 2024

Coos County adds 290 jobs over the year

[Detailed January Employment Press Release](#)

Henry Fields—Workforce Analyst for Southern Oregon

Henry.L.Fields@employ.oregon.gov

(541) 359 - 9178

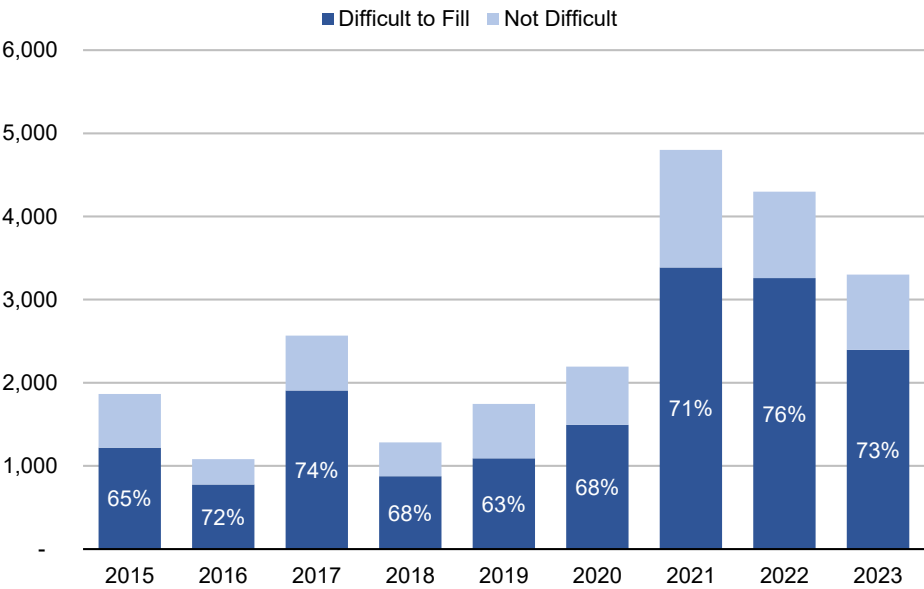
[QualityInfo.org](#): Your source for the latest economic data, highlights, and analysis.

Explore more on Southwestern Oregon's economy here:

[Southwestern Oregon: The Latest Research](#)

Special Topic: Job Vacancies in Southwestern Oregon

Southwestern Oregon Job Vacancies



Source: Oregon Employment Department Job Vacancy Survey

With the release of this year's [annual data](#), the Oregon Employment Department's Job Vacancy Survey now has nine years of data to look at regional trends in job demand and the labor market.

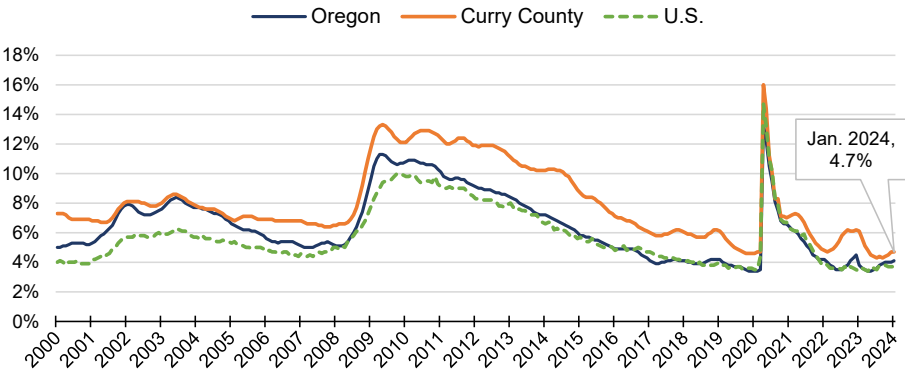
Southwestern Oregon, along with the state, saw a decline in vacancies from 2022 to 2023. This likely reflects the loosening of the labor market, although demand remains elevated compared to the years before 2020.

While health care was the industry with the largest number of job vacancies, heavy truck drivers, retail salespersons, and construction laborers were several of the occupations with the most openings in our region. These numbers represent an average number of jobs open at any given time in the year.

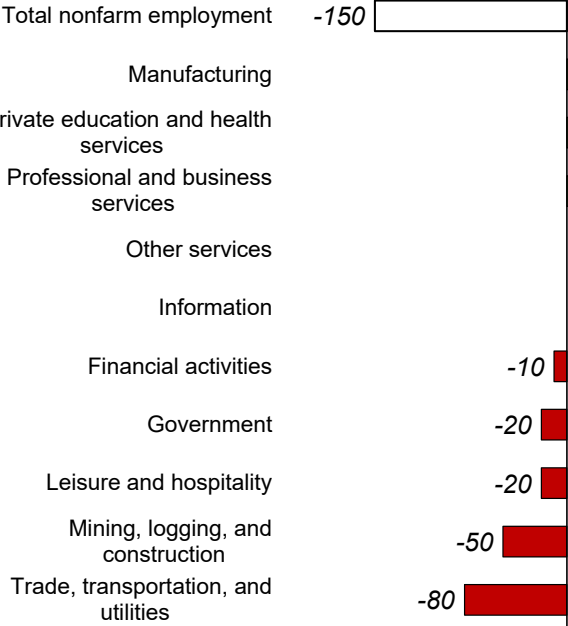
Unemployment Rate at 4.7%

- Seasonally adjust unemployment rate in January 2023 was 6.1%

[More info on unemployment](#)



Source: Oregon Employment Department, LAUS



Source: Oregon Employment Department, CES

Industry Employment Change: Jan. 2023 to Jan. 2024

Curry County employment declined by **150 jobs** over the year

[Detailed January Employment Press Release](#)

Henry Fields—Workforce Analyst for Southern Oregon

Henry.L.Fields@employ.oregon.gov

(541) 359 - 9178

[QualityInfo.org](#): Your source for the latest economic data, highlights, and analysis.

Explore more on Southwestern Oregon's economy here:

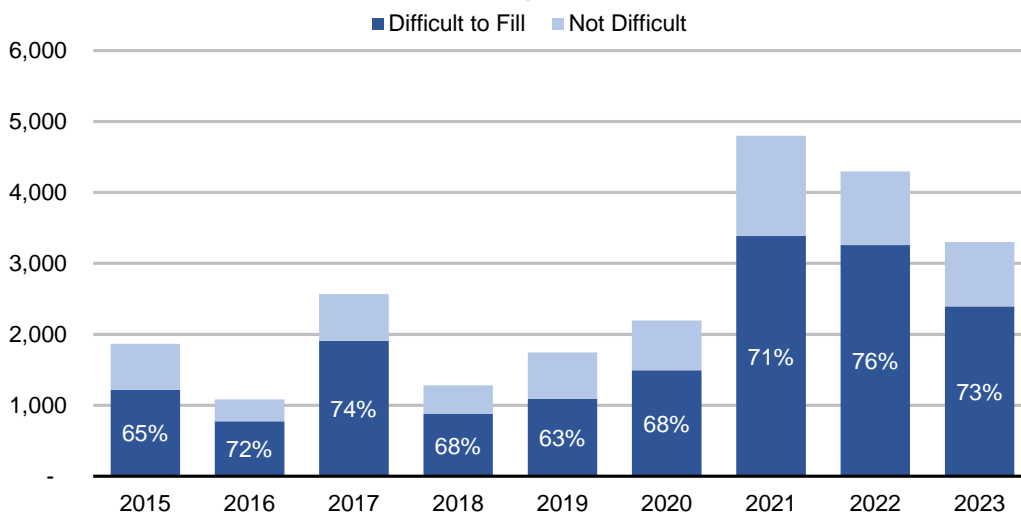
[Southwestern Oregon: The Latest Research](#)

DOUGLAS COUNTY ECONOMIC INDICATORS

February 2024

Graph of the Month: OED's Job Vacancy Survey of businesses now has nine years of data to show regional trends in hiring and the labor market. In Southwestern Oregon and the state, there was a decline in the number of vacancies from 2022 to 2023, although the level is higher than before 2021.

Southwestern Oregon Job Vacancies



Source: Oregon Employment Department Job Vacancy Survey

Notable Over-the-Year Employment Changes

January 2023 to January 2024

Private Education and Health Services: 320 (+5%)	Manufacturing: -130 (-3%)
Financial Activities: 40 (+3%)	Professional and Business Services: -280 (-9%)
All Industries: 80 (+0%)	

Employment change from February 2020 ([seasonally adjusted](#)):
-500 (-1%)

Source: [Oregon Employment Department Current Employment Estimates](#)

News and Articles

QualityInfo: [50 Jobs That Pay Well...No College Necessary!](#) by Jordan Macias

QualityInfo: [Oregon Job Vacancies: Hiring in 2023 Slowed After Record High Levels in 2022](#) by Anna Johnson

Oregon Office of Economic Analysis Blog: [Report: Zero Migration, a Demographic Alternative Scenario](#)

Latest Douglas County Economic Data

Unemployment rate: [4.7%](#)
(seasonally adjusted)

Change from previous year: [-1.4 pct. points](#)

Change in private job vacancies in Oregon, 2022-2023: [-30%](#)

Percentage of 2023 vacancies considered difficult to fill in Oregon: [61%](#)

Business highlights: [new openings, closings & hiring events](#)

- New Firm:** Bobalou Billiards opened in Roseburg.
- New Firm:** Inspired Healthcare Capital, a memory care and assisted living facility, will open in Green.
- New Firm:** OC Signs opened in Reedsport.

[QualityInfo.org](#): your source for the latest economic data, highlights and analysis



Manage your subscriptions to this newsletter and other data releases on our [subscription page](#).