

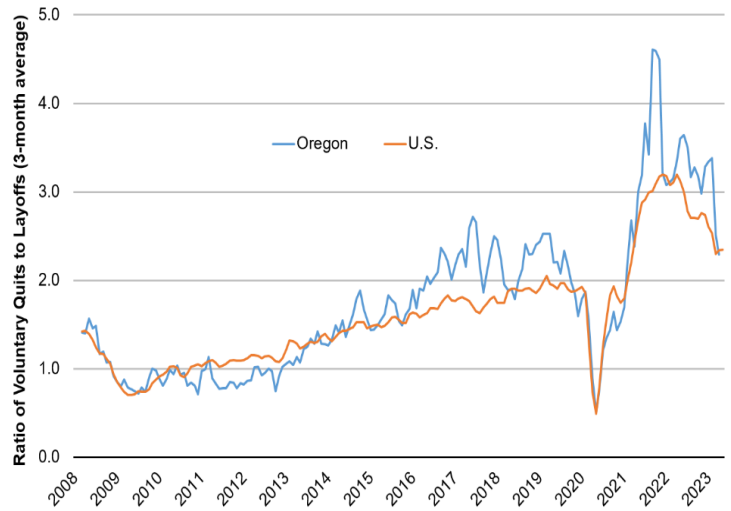
Washington County Economic Indicators September 2023 (August 2023 Data)

The unemployment rate decreased slightly to 3.0% in Washington County in August. This is below the Portland MSA rate of 3.3% and the state unemployment rate of 3.4%. There were declines in retail trade and leisure and hospitality employment over the month, which are two industries that often see a seasonal decrease in employment in August.

This month we are taking a look at how the labor leverage ratio (LRR) in Oregon compares with the U.S. The LRR compares voluntary quits to layoffs to see how confident each side of the labor market is. When the LRR is below 1, there are more layoffs than there are quits, showing that employers have more power in the labor market. Conversely, if the LRR is above 1, that means that there are more quits than layoffs, showing that workers are confident in their ability to find a new job. To learn more, [check out this article on QualityInfo.org](#).

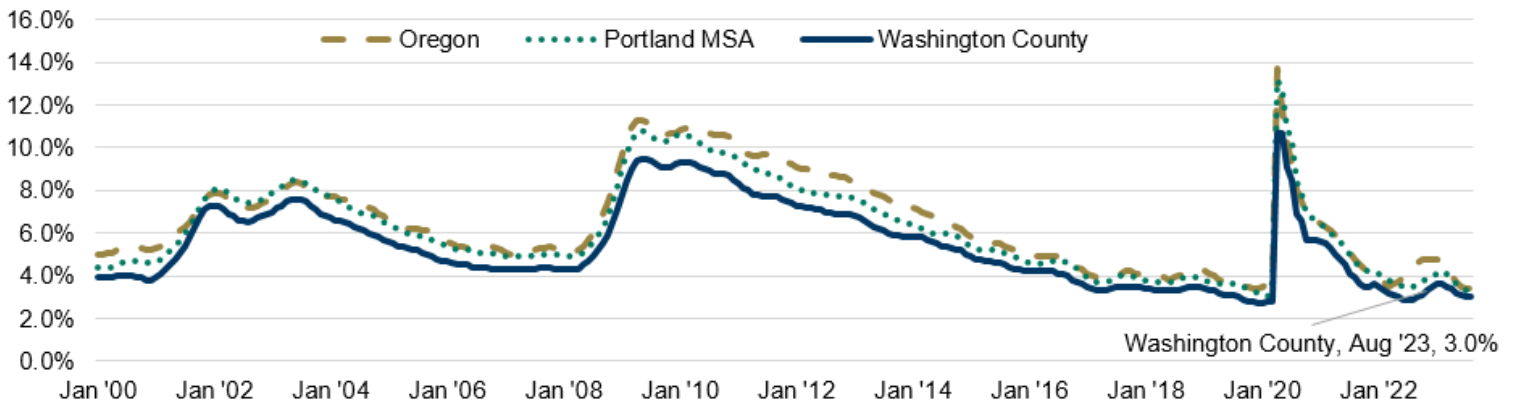
Labor Leverage Ratio Shows Oregon and U.S. Labor Market Loosening in 2023

Source: Oregon Employment Department, Bureau of Labor Statistics



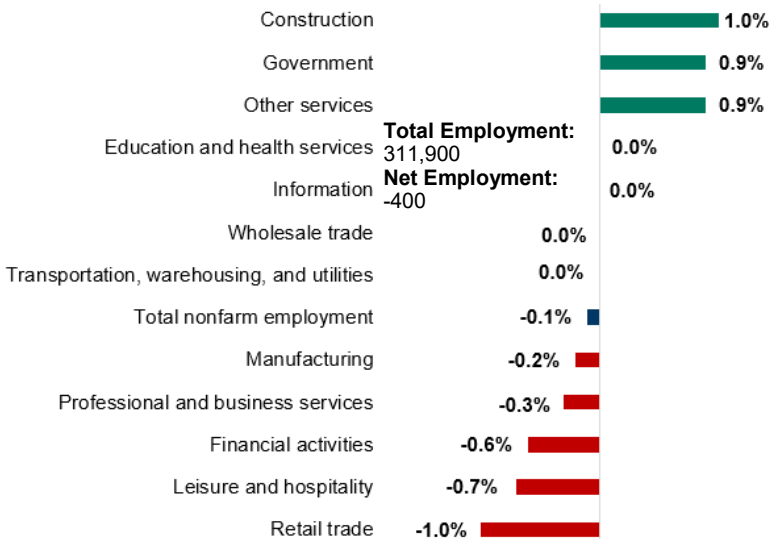
Unemployment in Washington County Lower than State

January 2000 to August 2023, seasonally adjusted
Local Area Unemployment Statistics



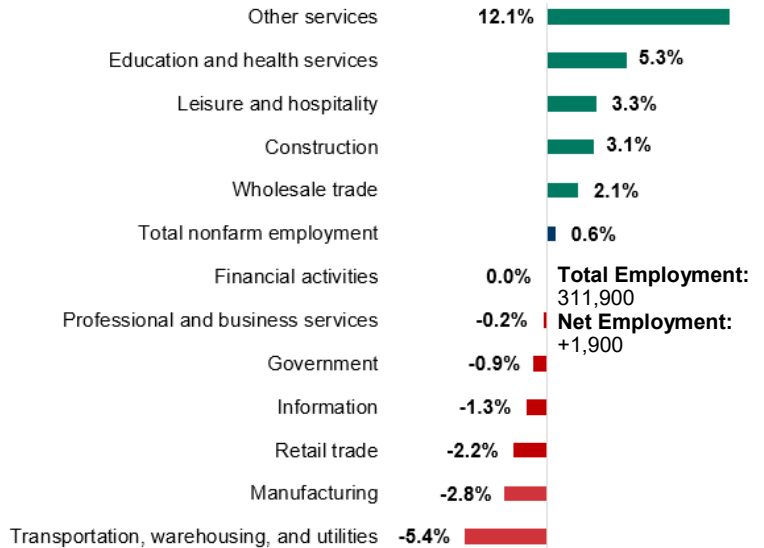
Total Employment in Washington County Decreased by 400 from July to August

July 2023 to August 2023, percentage change
Source: Current Employment Estimates



Washington County had nearly 1,900 More Jobs in August 2023 Compared With This Time Last year

August 2022 to August 2023, percentage change
Source: Current Employment Estimates



Have questions? Want to subscribe? Contact me!
Shaun Barrick, Workforce Analyst

(503) 396-7355
Shaun.barrick@employ.oregon.gov