

Washington County Economic Indicators December 2022 (November 2022 Data)

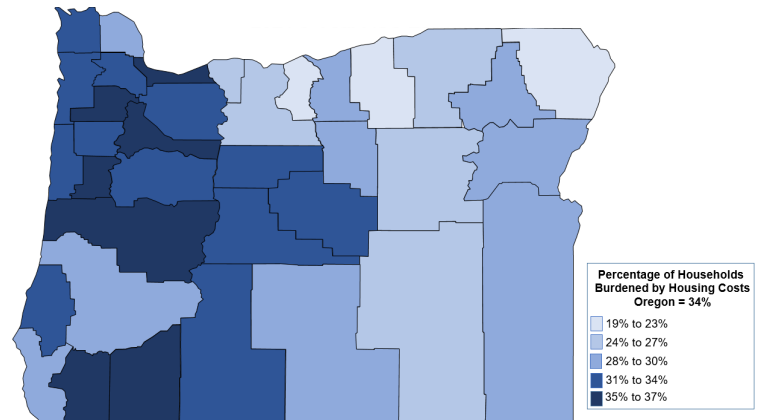
Washington County's unemployment rate continued ticking up slightly to 3.3% in November. This is below the November 2021 rate of 3.5% and the 20-year average rate of 5.7%.

Washington saw strong and broad yearly and monthly job growth, with most sectors staying above pre-pandemic levels. Only financial activities and retail trade saw any notable decline.

More than one out of every three (550,000) Oregon homeowners and renters were burdened by housing costs 2017-2021. Households that spent more than 30% of their income on housing costs (rent, mortgage, utilities, etc.) are considered housing cost burdened by the Department of Housing and Urban Development. Homeowners with a mortgage were twice as likely to be cost burdened (30%) than those without a mortgage (15%). The percentage is considerably higher for renters, 51% of them are housing cost burdened. It's a similar story in Washington, though households are slightly less likely to be burdened by housing cost with 32% of them being housing cost burdened.

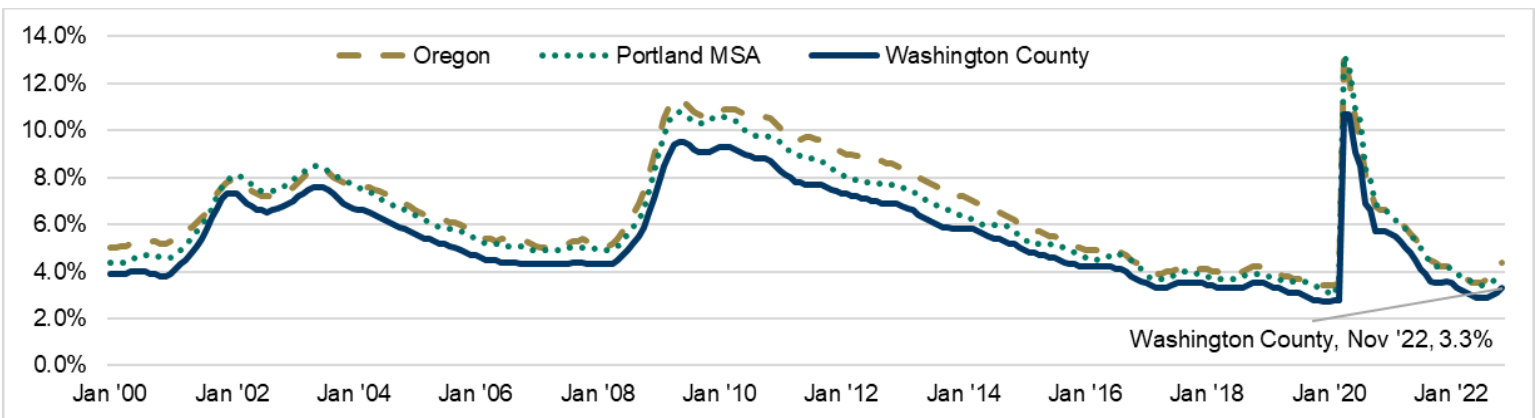
More than One out of every Three Homeowners and Renters are Burdened by Housing Costs in Oregon

Source: Census, 2021 5-Year American Community Survey Estimates



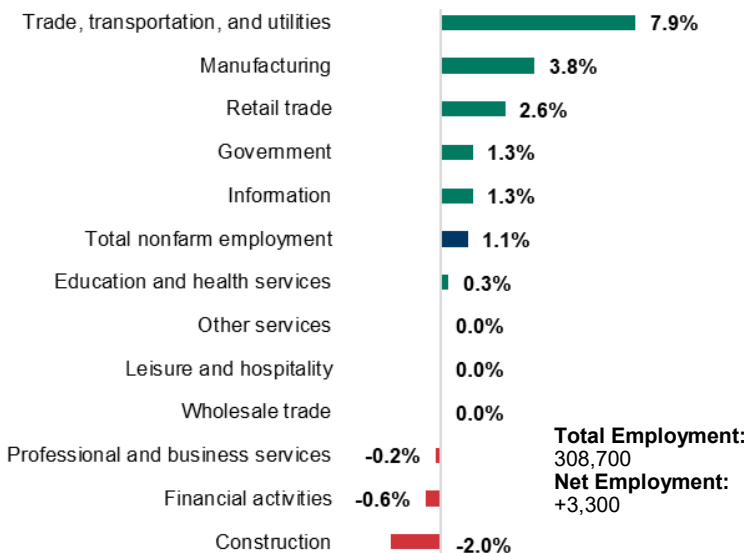
Unemployment in Washington County is Slowly Increasing

January 2000 to November 2022, seasonally adjusted
Local Area Unemployment Statistics



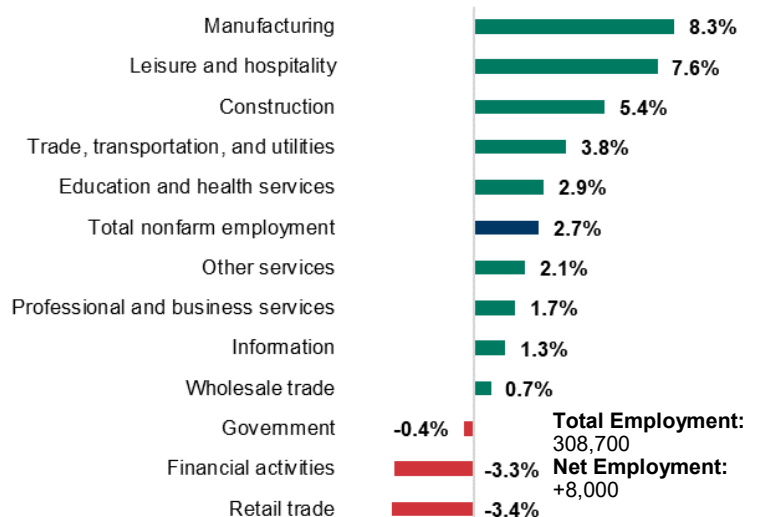
Total Employment in Washington County Added Over 3,000 Jobs Entering November 2022

October 2022 to November 2022, percentage change
Source: Current Employment Estimates



Washington County has 8,000 More Jobs in November 2022 Compared With This Time Last year

November 2021 to November 2022
Current Employment Estimates



Have questions? Want to subscribe? Contact me!
Lynn Wallis, Workforce Analyst

(503) 360-2421
Lynn.N.Wallis@employ.oregon.gov