



Help Wanted in Southwestern Oregon

Results from the 2022 Job Vacancy Survey



Southwestern Oregon had roughly 4,300 job vacancies at any given time in 2022.

We surveyed 1,500 private employers with two or more employees.

If they were hiring, employers gave details about each vacancy, including:

- Job title
- Full- or part-time status
- Permanent or temporary status
- Starting wage or salary
- Educational and experience requirements

Businesses also identified if their vacancies were difficult to fill, and if so, they wrote in the primary reason they faced hiring challenges.

Across Oregon, businesses reported roughly 104,000 vacancies at any given time in 2022.

Oregon Job Vacancies

	2019	2020	2021	2022
Vacancies	57,241	44,408	96,887	103,977
Average Hourly Wage	\$18.81	\$18.05	\$19.69	\$21.66
Full-time Positions	77%	79%	78%	81%
Permanent Positions	93%	92%	93%	94%
Requiring Education Beyond High School	34%	33%	30%	29%
Requiring Previous Experience	57%	53%	53%	52%
Difficult to Fill	57%	51%	72%	72%

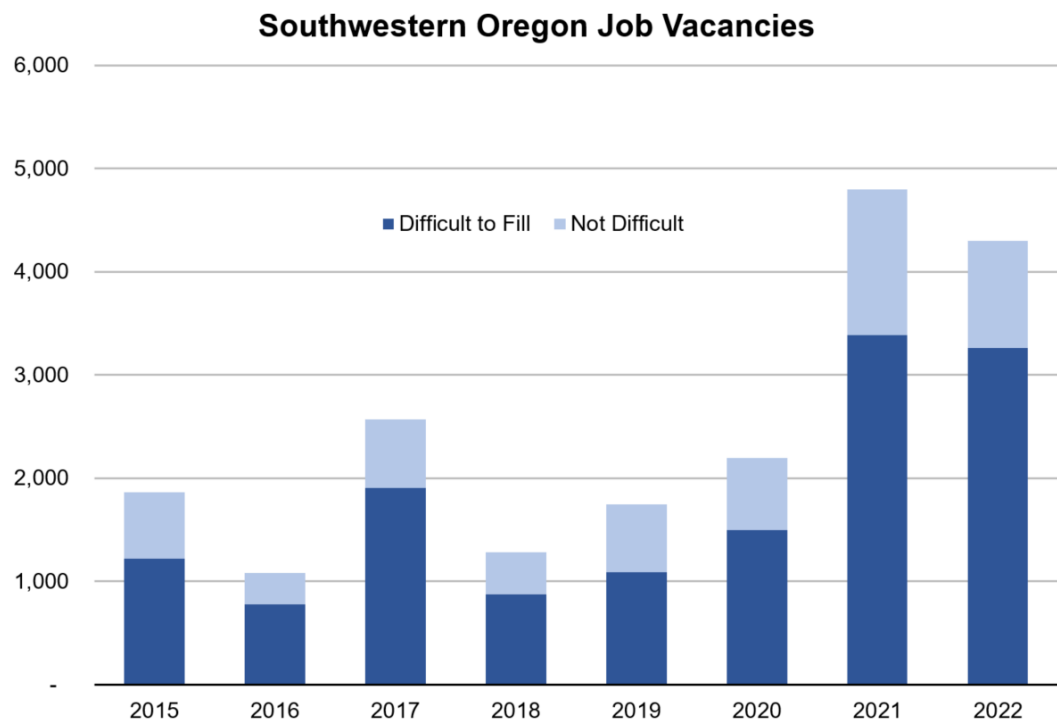
Source: Oregon Employment Department

The number of Oregon job vacancies reached record levels in 2022, as the economy recovered from the pandemic recession in 2020. In another record, employers reported about seven out of 10 openings were difficult to fill in 2022.

Other characteristics Oregon employers are looking for didn't change much during the pandemic recession and recovery. A typical job vacancy tends to be for a full-time, permanent position. About one-third require education beyond high school and half require previous experience.



The number of Southwestern Oregon vacancies was slightly lower in 2022 than 2021.



Source: Oregon Employment Department



Vacancies open for 60 days or longer accounted for 30% of 2022 vacancies – up from 29% in 2021. Almost all of these vacancies were reported as difficult to fill.

**Southwestern Oregon Job Vacancies by Length of
Time Job has been Open, 2022**

Length of Time Job has been Open	Vacancies	Average Wage	Difficult to Fill
All Vacancies	4,298	\$19.87	76%
< 30 Days	631	\$18.73	41%
30-59 Days	620	\$17.18	61%
60+ Days	1,187	\$21.90	88%
Always Open	1,489	\$20.28	99%
Unknown	371	\$13.28	30%

Source: Oregon Employment Department

Leisure and hospitality businesses reported the most vacancies of any industry.

Southwestern Oregon Job Vacancies by Industry, 2022

Industry	Vacancies	Average Hourly Wage
All Industries	4,298	\$19.87
Leisure and hospitality	1,021	\$13.68
Health care and social assistance	915	\$21.25
Retail trade	569	\$14.34
Management, administrative, and waste services	351	\$27.61
Construction	296	\$23.34
Manufacturing	289	\$22.23
Transportation, warehousing, and utilities	191	\$22.61
Professional, scientific, and technical services	153	\$25.38
Natural resources and mining	152	\$23.52
Other services	121	\$31.43
Financial activities	91	\$17.58
Wholesale trade	91	\$16.81
Information	32	n/a
Private educational services	26	n/a

Source: Oregon Employment Department



Food prep and serving occupations had more vacancies than any other group.

Southwestern Oregon Job Vacancies by Occupation Group, 2022

Occupation Group	Vacancies
All Occupations	4,298
Food Preparation and Serving Related	800
Transportation and Material Moving	502
Sales and Related	428
Health Care Support	405
Health Care Practitioners and Technical	371
Construction and Extraction	284
Building and Grounds Cleaning and Maintenance	265
Office and Administrative Support	262
Community and Social Service	174
Installation, Maintenance, and Repair	137
Production	134
Business and Financial Operations	104
Education, Training, and Library	90
Farming, Fishing, and Forestry	69
Personal Care and Service	67
Computer and Mathematical	51
Management	44
Protective Service	44
Legal	33
Architecture and Engineering	19
Life, Physical, and Social Science	12
Arts, Design, Entertainment, Sports, and Media	3

Source: Oregon Employment Department



Area businesses were hiring for a variety of jobs across the economy in 2022. They reported vacancies for 158 different occupations.

Top Southwestern Oregon Occupations With the Highest Number of Job Vacancies, 2022

Occupation	Vacancies
All Occupations	4,298
Fast Food and Counter Workers	418
Retail Salespersons	260
Heavy and Tractor-Trailer Truck Drivers	227
Nursing Assistants	206
Registered Nurses	168
Maids and Housekeeping Cleaners	121
Cooks, Restaurant	104
Receptionists and Information Clerks	96
Personal Care Aides	96
Landscaping and Groundskeeping Workers	84
Licensed Practical and Licensed Vocational Nurses	82
Construction Laborers	82
Production Workers, All Other	78
Cashiers	74
Medical Assistants	70
Cooks, Fast Food	70

Source: Oregon Employment Department



Employers had more difficulty filling vacancies in some occupations.

Top Southwestern Oregon Occupations With the Highest Number of Job Vacancies, 2022

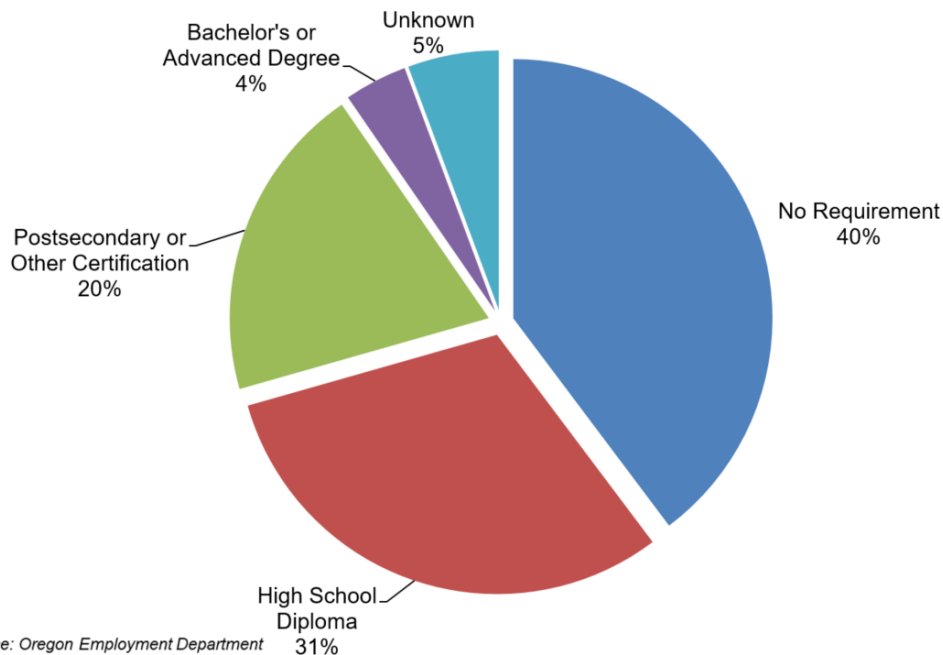
Occupation	Vacancies
Difficult-to-Fill Vacancies in All Occupations	3,259
Fast Food and Counter Workers	334
Heavy and Tractor-Trailer Truck Drivers	214
Retail Salespersons	177
Nursing Assistants	160
Registered Nurses	138
Cooks, Restaurant	97
Landscaping and Groundskeeping Workers	84
Personal Care Aides	83
Cooks, Fast Food	70
Construction Laborers	68
Cashiers	64
Licensed Practical and Licensed Vocational Nurses	62
Logging Workers, All Other	59
Maids and Housekeeping Cleaners	54
Marriage and Family Therapists	53

Source: Oregon Employment Department



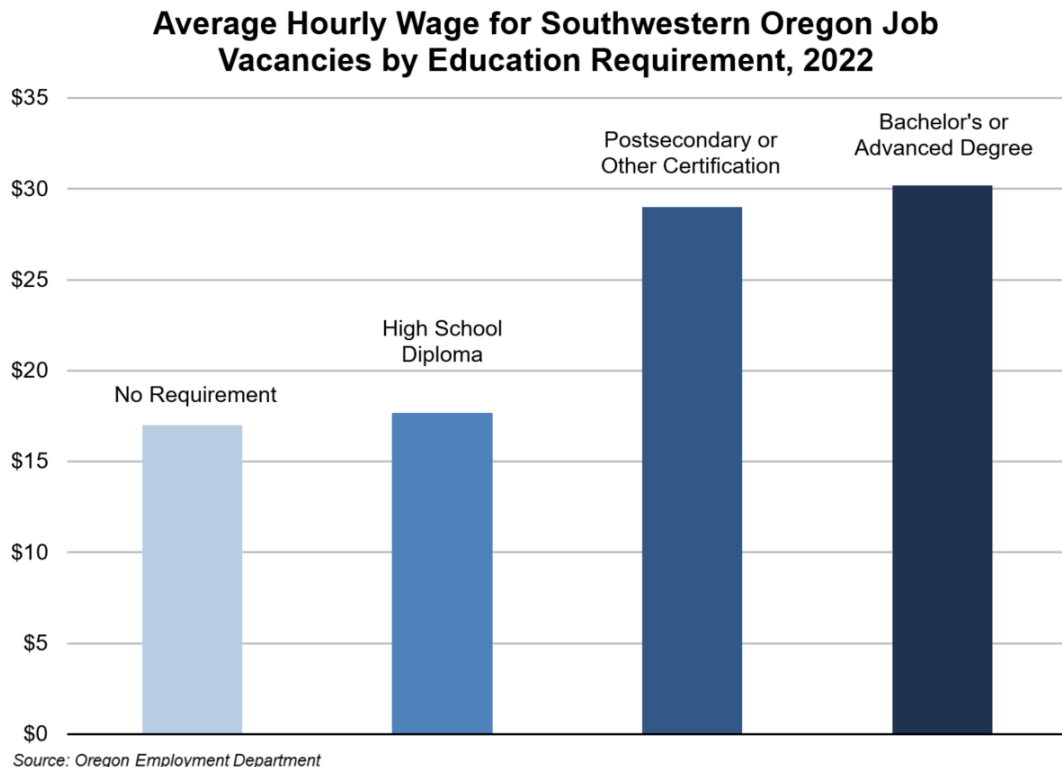
Most (71%) Southwestern Oregon job vacancies required no education beyond high school.

Southwestern Oregon Job Vacancies by Education Requirement, 2022



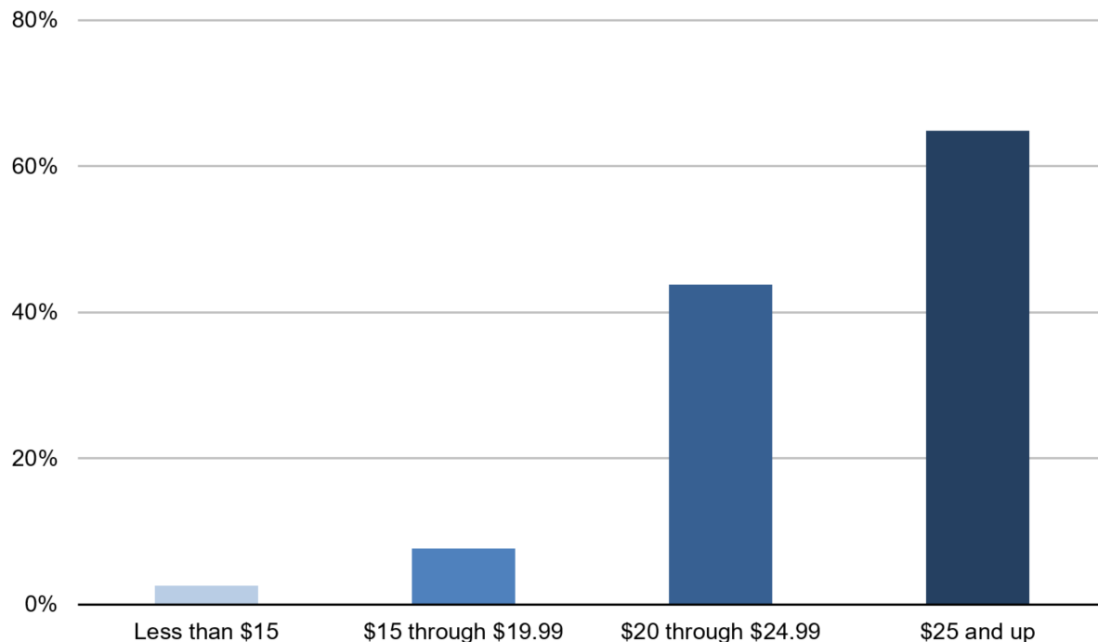
Source: Oregon Employment Department

Average hourly wages generally increase along with education requirements for job vacancies...



...and high-paying vacancies are far more likely to require education beyond high school.

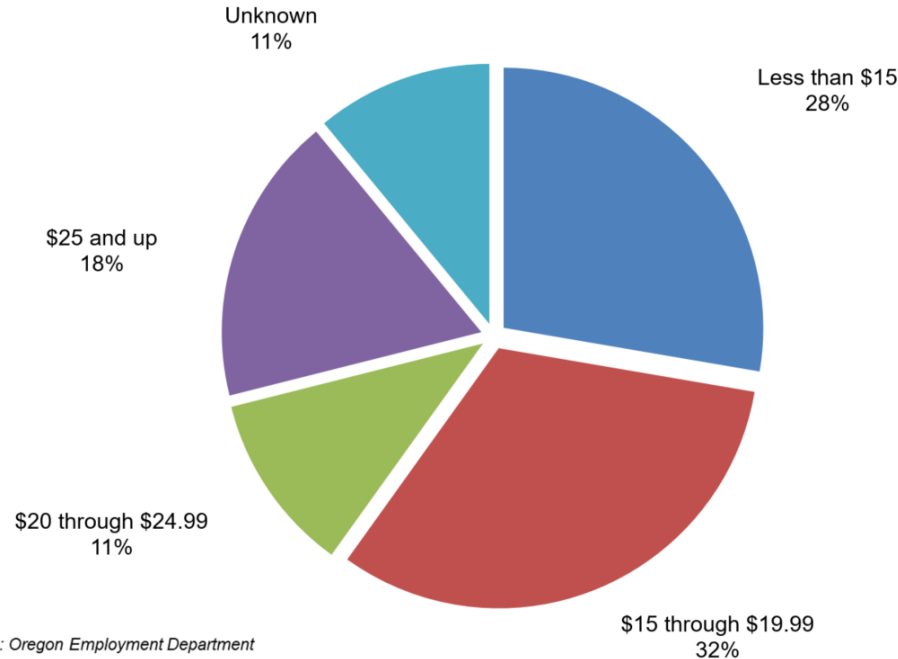
Share of Southwestern Oregon Job Vacancies Requiring Education Beyond High School by Hourly Wage Range, 2022



Source: Oregon Employment Department

Six out of 10 job vacancies in Southwestern Oregon pay starting wages of less than \$20 per hour.

Southwestern Oregon Job Vacancies by Hourly Wage,
2022



Source: Oregon Employment Department

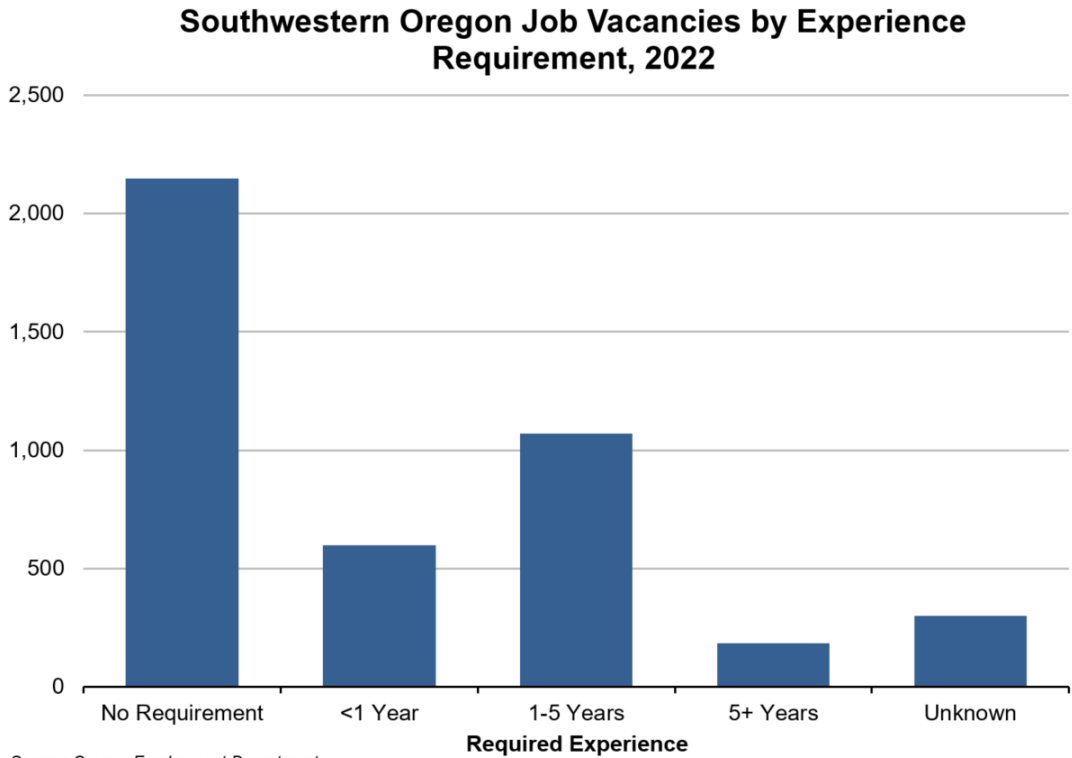
Vacancies requiring higher education are more likely to be high-paying, full-time, and require prior experience.

Southwestern Oregon Job Vacancies by Required Education Level, 2022

Required Education Level	Vacancies	Average Hourly Wage	Full-time Positions	Permanent Positions	Requiring Previous Experience	Difficult to Fill
All Education Levels	4,298	\$19.87	80%	95%	43%	76%
No Requirement	1,708	\$16.99	69%	96%	26%	83%
High School Diploma	1,326	\$17.66	89%	90%	57%	70%
Postsecondary or Other Certification	851	\$29.00	91%	100%	55%	84%
Bachelor's or Advanced Degree	169	\$30.18	94%	94%	92%	76%
Unknown	244	\$13.37	63%	96%	12%	26%

Source: Oregon Employment Department

Two out of five (43%) Southwestern Oregon vacancies require previous work experience.



Source: Oregon Employment Department



High-paying vacancies are more likely to require a combination of education and previous experience.

Southwestern Oregon Job Vacancies by Hourly Wage Range, 2022

Wage (per hour)	Vacancies	Average Hourly Wage	Full-time Positions	Permanent Positions	Requiring Education Beyond High School	Requiring Previous Experience	Difficult to Fill
All Wage Ranges	4,298	\$19.87	80%	95%	25%	43%	76%
Less than \$15	1,190	\$13.18	60%	86%	3%	19%	79%
\$15 through \$19.99	1,385	\$16.53	85%	97%	8%	46%	78%
\$20 through \$24.99	480	\$21.96	97%	100%	44%	61%	78%
\$25 and up	771	\$34.92	92%	100%	65%	73%	93%
Unknown	472	-	79%	98%	65%	26%	32%

Source: Oregon Employment Department

Employers in Southwestern Oregon had a high rate of difficulty filling their vacancies at all wage levels, whereas in many areas higher-wage vacancies proved more difficult.

The Oregon Job Vacancy Survey captures information for nine sub-state areas.

Survey Region	Counties
Central Oregon/East Cascades	Crook, Deschutes, Gilliam, Hood River, Jefferson, Klamath, Lake, Sherman, Wasco, Wheeler
Clackamas	Clackamas
Eastern Oregon	Baker, Grant, Harney, Malheur, Morrow, Umatilla, Union, Wallowa
Lane	Lane
Mid-Valley	Linn, Marion, Polk, Yamhill
Northwest Oregon	Benton, Clatsop, Columbia, Lincoln, Tillamook
Portland-Metro	Multnomah, Washington
Rogue Valley	Jackson, Josephine
Southwestern Oregon	Coos, Curry, Douglas

Two out of five (41%) vacancies in Oregon were in the Portland Tri-County (Portland Metro and Clackamas) area.

Oregon Job Vacancies by Geography, 2022

Geography	Vacancies	Average Hourly Wage	Full-time Positions	Permanent Positions	Require Education Beyond High School	Require Previous Experience	Difficult to Fill
Oregon Statewide	103,977	\$21.66	81%	94%	29%	52%	72%
Portland Metro	30,991	\$24.72	87%	94%	37%	62%	65%
Mid-Valley	15,083	\$20.51	76%	96%	26%	51%	70%
Clackamas	11,934	\$21.62	81%	98%	28%	47%	75%
East Cascades	10,697	\$20.74	81%	93%	24%	48%	74%
Lane	10,003	\$19.36	72%	93%	32%	46%	72%
Rogue Valley	8,934	\$20.14	78%	95%	24%	48%	76%
Northwest Oregon	6,624	\$20.18	74%	90%	21%	47%	79%
Eastern Oregon	4,399	\$19.03	82%	95%	29%	51%	76%
Southwestern Oregon	4,298	\$19.87	80%	95%	25%	43%	76%
Multi-area or unknown	1,014	\$24.09	86%	85%	31%	49%	76%

Source: Oregon Employment Department



Job vacancies have increased since 2021 in many areas of the state, with the largest increases in Mid-Valley, Clackamas, Lane, and Portland Metro.

Oregon Job Vacancies by Geography, 2019-2022

Geography	2019	2020	2021	2022	Change from 2021
Oregon Statewide	57,241	44,408	96,887	103,977	7%
Portland Metro	21,218	13,429	28,014	30,991	11%
Mid-Valley	7,091	6,995	12,681	15,083	19%
East Cascades	5,673	4,402	10,771	10,697	-1%
Clackamas	5,795	3,921	10,088	11,934	18%
Lane	5,414	4,029	8,857	10,003	13%
Rogue Valley	4,134	3,749	8,752	8,934	2%
Northwest Oregon	3,357	2,255	7,311	6,624	-9%
Southwestern Oregon	1,745	2,195	4,801	4,298	-10%
Eastern Oregon	2,147	2,527	4,199	4,399	5%
Multi-area or unknown	667	906	1,413	1,014	-28%

Source: Oregon Employment Department



Brian Rooney, Regional Economist – Douglas County

Brian.T.Rooney@employ.oregon.gov, (541) 359-9546

Guy Tauer, Regional Economist – Coos and Curry Counties

Guy.R.Tauer@employ.oregon.gov, (541) 816-8396

Find the latest workforce and economic research at QualityInfo.org,
or join the conversation on Twitter [@OED_Research](https://twitter.com/OED_Research).

