



QualityInfo.org

Useful data, information and features
for career planning, job search and job
application preparation



WHAT IS QUALITYINFO.ORG?

QualityInfo.org is the Oregon Labor Market Information website that provides many types of user's data essential for understanding today's trends in employment, industries, occupations, and factors that affect changes in the nature of jobs today and the near future.

WHAT IS IN QUALITYINFO.ORG?

- This site contains multiple tools that bring together the most important data needed to analyze occupations, industries and technological trends as well as help discover new career options given key indicators like wage, education, most in demand opportunities.
- You will find current and historical articles on a variety of Labor Market and Economic Topics.
- There are tool for converting wages from hourly to weekly, monthly or annual and vice versa.
- You can even search for the latest jobs base don selected occupations both in our iMatchSkills system and from the WEB!!!

What is new about QualityInfo?

This new design is meant to fit the many platforms of mobile devices and uses many common navigation fields, scroll bars, drop down menus and **icons** (see below) used in most apps today for selecting options:

See in PDF

Get Info on Data



See Search Results Or Modify

Select Report Type

Select / Change Geographic Area

OUR LATEST RESEARCH

- Aug 30 2023 Oregon Wage Information
- Aug 23 Oregon's Labor Leverage Ratio Shows a Slightly Looser Labor Market
- Aug 21 Oregon Labor Market Gets a Jolt: JOLTS in Oregon
- Aug 16 Oregon's Urban Coros Saw Steep Declines in Commuter-Adjusted Population
- Aug 16 Oregon Ties for Third Nationally in Share of Same-Sex Couple Households in 2021
- Aug 16 How to Translate Articles on QualityInfo.org Using a Number of the Most Popular Web Browsers
- Aug 9 Oregon's Leisure and Hospitality Industry

OREGON ECONOMIC INDICATORS

Unemployment Rate - July 2023	3.4%	↓ 0.1%
Total Unemployed - July 2023	73,733	↓ -1,609
Nonfarm Employment - July 2023	1,991,500	↑ 8,883
Job Vacancies - 2nd Quarter 2023	69,171	↓ -7.7%

JOB & CAREER SEARCH

Enter job title **Find Jobs**

Enter career title **Get Report**

BizNews

Latest Items (12)

- Stumptown Escape Games opened in Beaverton, Beaverton, Oregon 09/15/2023
- Isarus, a cocktail bar, will open in downtown Portland. Enter Portland 09/15/2023
- Painted Fringe Boutique, a clothing store, opened in Pendleton, Astoria 09/15/2023
- Herb Pharm, an herbal supplement manufacturer, will open a facility in Medford, Grants Pass Daily Courier 09/09/2023
- Lou Lou's Bounce Houses, a rental company, opened in Grants Pass, Grants Pass Daily Courier 09/09/2023
- Max Que Chimi Dominican Caribbean Kitchen will open in Grants Pass, Grants Pass Daily Courier 09/09/2023
- Allowing Aesthetics and Aveda Lash & Beauty Services opened in Grants Pass, Grants Pass Daily Courier 09/09/2023
- Lit Up Smoke Shop will open in Grants Pass, Grants Pass Daily Courier 09/09/2023
- Zoom City Bar & Grill opened in Grants Pass, Grants Pass Daily Courier 09/09/2023

COVID-19 Job Changes Compared to Great Recession Job Changes

By Industry: Total Nonfarm, Oregon

Employment index

Months Since Start of Recession

— Great Recession, 2007-2009 — COVID-19

Source: Oregon Employment Department Quarterly

QualityInfo
Data
Publications
Press Release

Workforce & Economic Research
About Us
Contact Us
Order Publications

Follow Us
Twitter

Subscribe
To sign up for email notifications please enter your email address.

Subscribe

OREGON EMPLOYMENT DEPARTMENT
WorkSource Oregon | Oregon.gov | Terms & Conditions | Accessibility | Glossary | [Site Map](#)



Navigating out Main Page

Navigation Menu Ribbon

Home Tools Regional Info Data Publications Press Release

Search

Key Economic Indicators at a glance!

OUR LATEST RESEARCH



Employment in Oregon

Oregon Employment Department Sep 13

Sep 12
Oregon Ties for Third Nationally in Share of Same-Sex Couple Households in 2021

Aug 30
2023 Oregon Wage Information

Aug 23
Oregon's Labor Leverage Ratio Shows a Slightly Looser Labor Market

Aug 21
Oregon Labor Market Gets a Jolt: JOLTS in Oregon

Aug 16
Oregon's Urban Cores Saw Steep Declines in Commuter-Adjusted Population

Aug 16
How to Translate Articles on QualityInfo.org Using a Number of the Most Popular Web Browsers

[More Articles](#)

OREGON ECONOMIC INDICATORS

Unemployment Rate - August 2023
3.4%
Seasonally Adjusted 0.0%

Total Unemployed - August 2023
73,539
Seasonally Adjusted -170

Nonfarm Employment - August 2023
1,986,900
Seasonally Adjusted -1,200

Job Vacancies - 2nd Quarter 2023
69,171
-7.7%

JOB & CAREER SEARCH

Enter job title

Find Jobs

Enter career title

Get Report

Each month our Research Division publishes around four and five new articles on a variety of Industry, occupation and economic issues to include the Breaking News which is an overview of past month's labor market condition

Search for jobs or get occupation information reports by entering a job or occupation title. **HOWEVER**, try using keywords of skills, tools, job functions and see what other options you may find!

What will you find in each menu option?

State of Oregon
Employment Department
Quality Information, Informed Choices

Search

Home Tools Regional Info Data Publications Press Release

LMI Tools

Careers
Find a Job ★
Occupation & Wage Information ★
Career Explorer ★
Find Employers
Wage Conversion Calculator
Search Biz News

Economy
Unemployment Rates (LAUS)
Current Employment Estimates (CES)
Employment & Wages by Industry (QCEW)
Unemployment Insurance Characteristics
Inflation Calculator
Fast Facts Dashboard
Benefits
Projections

Business
Industry Profiles
Businesses by Industry ★

Workforce System Performance Measures →
Performance Measures Summary
Employment Rate
Median Earnings
Entered Employment Rate
Wage Gain
Customer Satisfaction

Find labor market information tools from the Oregon Employment Department Research Division.

This is the main source of information for Job Seekers, College Students and people looking to start or change a career. The stars indicate the tools commonly used by job seekers. We also offer performance measures of the economy and of our programs.

State of Oregon
Employment Department
Quality Information, Informed Choices

Search

Home Tools Regional Info Data Publications Press Release

LMI Regional Info

Clackamas	Northwest Oregon
East Cascades	Portland Metro
Eastern Oregon	Rogue Valley
Lane	Southwestern Oregon
Mid-Valley	

Find regional labor market information from the Oregon Employment Department Research Division.

This is where you customers of Oregon Employment Department can find economic and labor market information specific to their area or another area of interest. This includes articles specific to the Area, contact information for the Subject Matter Experts (SME's) and more!

You Like Data? We Got Data!

FEATURED DATA



Feb 9, 2023

Oregon Industry Employment Projections 2021-2031

Are you wondering what the future holds for Oregon's economy? Every two years, OED economists project industry employment trends for the state and its local areas.



Aug 28, 2023

Oregon Wage Information

What are the average wages for auto mechanics? What are beginning wages for accounting clerks? What are the going wages for experienced cooks? This table provides answers to questions like these for occupational wages.



Feb 9, 2023

Oregon Occupational Employment Projections 2021-2031

Are you wondering what the future holds for Oregon's economy? Every two years, OED economists project occupational employment trends for the state and its local areas.

EMPLOYMENT & UNEMPLOYMENT DATA

- + Tools
- + Industry Employment Projections
- + Oregonians @ Work
- + Other Data

OCCUPATIONAL & WAGE DATA

- + Tools
- + Oregon Wage Information
- + Occupational Employment Projections
- + Occupations in Demand
- + High-Wage, High-Demand, High-Skill Occupations
- + STEM (Science, Technology, Engineering, and Math)

Under "Data" you will find... well, data.

Data of all kinds relating to the labor market to include the most recently published data on wages (first half of 2023), Industry and Occupation Projections, and more. BY clicking on the link in the list or on one of the graphics above, you will download an excel file with the **DATA!**

All data is available for the State and for each of the Workforce Investment Areas


Occupations in Demand

- o Oregon Occupations in Demand 2021-2031
- o East Cascades Occupations in Demand 2021-2031
- o Eastern Oregon Occupations in Demand 2021-2031
- o Lane Occupations in Demand 2021-2031
- o Mid-Valley Occupations in Demand 2021-2031
- o Northwest Oregon Occupations in Demand 2021-2031
- o Portland Tri-County Occupations in Demand 2021-2031
- o Rogue Valley Occupations in Demand 2021-2031
- o Southwestern Oregon Occupations in Demand 2021-2031


Publications and Press Releases

Tools ▾ Regional Info ▾ Data **Publications** Press Release


FEATURED PUBLICATIONS



Jul 26, 2023
Workforce Impacts of Paid Family, Medical, and Safe Leave in Oregon
 Paid Leave Oregon will provide paid leave time for parents bonding with new children, serious health conditions experienced by workers or their families, or those needing safe leave. While the paid benefits are new as of September 3, 2023, the situations they cover have long existed in the workforce.



Jan 26, 2023
The Re-employment of Oregon
 Two years after the pandemic recession, Oregon's labor market had seen a remarkable turnaround. A rapid jobs recovery brought unemployment near record lows again, and the number of job openings reached and remained near record highs. Seven out of 10 pandemic recession unemployment benefit claimants in Oregon were back on the job by winter 2022, and they had experienced a rise in median wages.



Aug 16, 2023
Disparate Impacts of the Pandemic Recession in Oregon
 The pandemic recession was unlike anything seen previously in Oregon. What was a healthy economy lost one out of seven jobs in two months' time. The impacts were not evenly distributed, with in-person, service-based sectors experiencing significantly higher rates of job loss, and lower-wage workers losing the most jobs.

We publish a wide array of studies and analysis impacting workers and businesses in Oregon such as Impact of COVID, Re-Employment of Oregon and more. This will be **downloaded as PDF files**. Like with the Data section, reports and publications will cover State and Workforce Investment Areas, and some will break out by quarter.


- PUBLICATIONS**
 PDF files available below or order select hard copy versions at [Order Publications](#).
- + Reports
 - + Analysis
 - + Careers
 - + Occupations in Demand
 - + Job Vacancy Survey
 - + Posters & Brochures

Every Month Oregon Employment Department Publishes a Statewide Press Release with a Video of our State Economist answering tough questions about the economy and the labor market. We also publish local Press releases for most counties and Workforce Areas. **All downloadable in PDF.**

Tools ▾ Regional Info ▾ Data Publications **Press Release**


Press Release

STATEWIDE PRESS RELEASE



Sep 13, 2023
Employment in Oregon
 Presents the latest labor force information and analysis in a concise format. Also includes a table showing the Nonfarm payroll employment by industry and the Resident Labor Force Table and Unemployment by area.

Oregon Employment Department
 Press Conference - September 13, 2023



videoAugustNumbers

LOCAL AREA PRESS RELEASES

- o Employment in Benton County
- o Employment in Central Oregon
- o Employment in Clatsop County
- o Employment in Columbia Basin
- o Employment in Columbia County
- o Employment in Columbia Gorge
- o Employment in Douglas County
- o Employment in Eastern Oregon
- o Employment in Jackson County
- o Employment in Josephine County
- o Employment in Lane County
- o Employment in Lincoln County
- o Employment in Linn County
- o Employment in Portland Metro Area
- o Employment in Salem
- o Employment in South Central Oregon
- o Employment in South Coast
- o Employment in Tillamook County
- o Employment in Yamhill County
- o Labor Force and Unemployment by Area

[Download the monthly employment in Oregon press release.](#)
[Download schedule of future press releases.](#)



Don't know where to begin?

Try our General Search Field in the Home Page



State of Oregon
Employment Department
Quality Information, Informed Choices

Programmer Python C++ SQL

Home Tools Regional Info Data Publications Press Release

Programmer Python C++ SQL

Categories

- Any Category
- Jobs and Careers (9)
- Occupational Projections (9)
- Employment Projections (9)
- Clackamas (1)
- East Cascades (1)
- Crook County (1)
- Deschutes County (1)
- Gilliam County (1)
- Hood River County (1)
- Jefferson County (1)

East Cascades Occupational Employment Projections 2021-2031

58 67 15.5% 9 39 48 Bachelor's degree Bachelor's degree 75 4 15-1251 Computer **Programmers...** -s- -s- -s- -s- Bachelor's degree Bachelor's degree 71 4 15-1251 Computer...

Areas: East Cascades East Cascades » Gilliam County East Cascades » Hood River County East Cascades » Sherman County East Cascades » Wasco County East Cascades » Wheeler County East Cascades » Deschutes County East Cascades » Crook County East Cascades » Jefferson County East Cascades » Klamath County East Cascades » Lake County Publications: Employment Projections Employment Projections » East Cascades Occupational Employment Projections Topic: Jobs and Careers Jobs and Careers » Occupational Projections

Southwestern Oregon Occupational Employment Projections 2021-2031

Architects 16 17 6.2% 1 10 11 Bachelor's degree Bachelor's degree 70 4 15-1251 Computer **Programmers...** Postsecondary training (non-degree) 602 4 51-9162 Computer...

Areas: Southwestern Oregon Southwestern Oregon » Douglas County Southwestern Oregon » Coos County Southwestern Oregon » Curry County Publications: Employment Projections Employment Projections » Southwestern Oregon Occupational Employment Projections Topic: Jobs and Careers Jobs and Careers » Occupational Projections

Northwest Oregon Occupational Employment Projections 2021-2031

Architects 19 20 5.3% 1 12 13 Bachelor's degree Bachelor's degree 75 4 15-1251 Computer **Programmers...** Postsecondary training (non-degree) 644 4 51-9162 Computer...

Areas: Northwest Oregon Northwest Oregon » Clatsop County Northwest Oregon » Columbia County Northwest Oregon » Tillamook County Northwest Oregon » Benton County Northwest Oregon » Lincoln County Publications: Employment Projections Employment Projections » Northwest Oregon Occupational Employment Projections Topic: Jobs and Careers Jobs and Careers » Occupational Projections

By searching in the main search field on the Home Page or any page for that matter, will yield results based on any of the key words (Job Title, Skills, Tools, certificates, etc.) ***MOST TOOLS IN QUALITYINFO.ORG ALLOW THE USE OF RELEVANT KEYWORDS TO AN OCCUPATION OR INDUSTRY, NOT JUST JOB, OR INDUSTRY TITLES.*** These generate relevant results the user may not have considered but can pursue.

What do Job seeker Use the Most in QualityInfo.org?

State of Oregon Employment Department
Quality Information, Informed Choices

Tools Regional Info Data Publications Press Release

Career Explorer

All Occupations Oregon (All Counties)
753 Occupations Found

SELECT AREA
Oregon (All Counties)
Get Report

Occupation	2021 Emp.	2021-2031 Emp. Growth	Typical Education	2023 Median Annual Salary	Current Job Listings	Projected Annual Openings	STEM	High Wage	High Skill	High Demand
------------	-----------	-----------------------	-------------------	---------------------------	----------------------	---------------------------	------	-----------	------------	-------------

State of Oregon Employment Department
Quality Information, Informed Choices

Tools Regional Info Data Publications Press Release

Job Finder

Enter a Job Title → Enter a City or County →

Occupation City 25 miles Source Last 7 Days

State of Oregon Employment Department
Quality Information, Informed Choices

Tools Regional Info Data Publications Press Release

Occupation Profiles

Search for an Occupation...

Oregon, All Occupations

Median Hourly Wage	2021 Employment	Job Openings per Year	10-Year Growth
\$23.75	2,061,260	249,949	12.8%

State of Oregon Employment Department
Quality Information, Informed Choices

Tools Regional Info Data Publications f

Tools

LMI Tools
Careers
Find a Job
Occupation & Wage Information
Career Explorer
Find Employers
Wage Conversion Calculator
Search Biz News

While these are the top three tools with the most immediate needs information for Job Seekers, please take time to review all the tools and data and information on this site.

One new addition we feel job seekers will really get a lot of good information and help narrow their job search by geography is the new Industry Profile Tool under **"BUSINESS"** Menu in the Tools Ribbon.

Quick Overview of the “Find a Job” Tool

THIS TOOL ONLY USES JOB TITLES FOR ITS SEARCH FUNCTION!!!

Job Finder

Search by Job Title >>>

→

→
<<< Search by City or County

Occupation	City	25 miles	Source	Last 7 Days
<p>This field will show a list of Occupations related to the job title selected above. They base it on how transferrable the skills are from one to the other.</p>	<p>This field will show a list of Cities that have job listings for the selected occupation and the number of listings by City.</p>	<p>This field allows the user to select the radius of the commute distance they are willing to travel for work.</p>	<p>This field shows where the listings are generated at: Employment Department or the Web</p>	<p>This field Lets the user select their preference for more recent job posting dates to older posting dates (Expanded Search)</p>

Job Finder

→

→

Occupation	City	25 miles	Source	Last 7 Days
<ul style="list-style-type: none"> Civil Engineers (55) Environmental Engineers (17) Architectural and Civil Drafters (6) Civil Engineering Technicians (6) Landscape Architects (2) Agricultural Engineers (1) 	<ul style="list-style-type: none"> Portland (28) Hillsboro (10) Tualatin (7) Salem (6) Corvallis (5) Bend (5) 	<ul style="list-style-type: none"> Exact Location 5 miles 10 miles 25 miles <input checked="" type="checkbox"/> 50 miles 100 miles 200 miles 	<ul style="list-style-type: none"> Employment Department Openings from the Web 	<ul style="list-style-type: none"> Last Day Last 7 Days <input checked="" type="checkbox"/> Last 30 Days All Jobs

Quick Overview of the Career Explorer Tool

The screenshot shows the Career Explorer tool interface. At the top left is the State of Oregon Employment Department logo. Below it are navigation links: Home, Tools, Regional Info, Data, Publications, and Press Release. The main heading is "Career Explorer".

Callouts include:

- "You can **Download** the results as an excel file." (points to the download icon)
- "You can **Print** the Results (to printer or PDF file)" (points to the print icon)
- "Select Geography of interest" (points to the "SELECT AREA" dropdown menu showing "Oregon (All Counties)")
- "Use filters to define what you are looking for in a Career." (points to the "Get Report" button)

The main content area shows "All Occupations Oregon (All Counties) 753 Occupations Found". Below this is a table with the following headers: Occupation, 2021 Emp., 2021-2031 Emp. Growth, Typical Education, 2023 Median Annual Salary, Current Job Listings, Projected Annual Openings, STEM, High Wage, High Skill, and High Demand. A red arrow points to the "Current Job Listings" column.

On the right side, there are filter sections for "OCCUPATION TYPE", "EDUCATION", "WAGES", and "SPECIAL DESIGNATIONS", each with a "None Selected" dropdown and a "Get Report" button.

Text box at the bottom left:

Most of the column Headers are self-evident as to the type of information you will get. **Pay attention to "CURRENT JOB LISTINGS" Column** as it will show you how many job listings are currently available for each selected occupation in our iMatchSkills Systems (the list is updated daily). **We do have many job listings for even the most advanced occupations and careers options.**