

Workforce by the Numbers

Women in Business Douglas County

April 8th, 2025

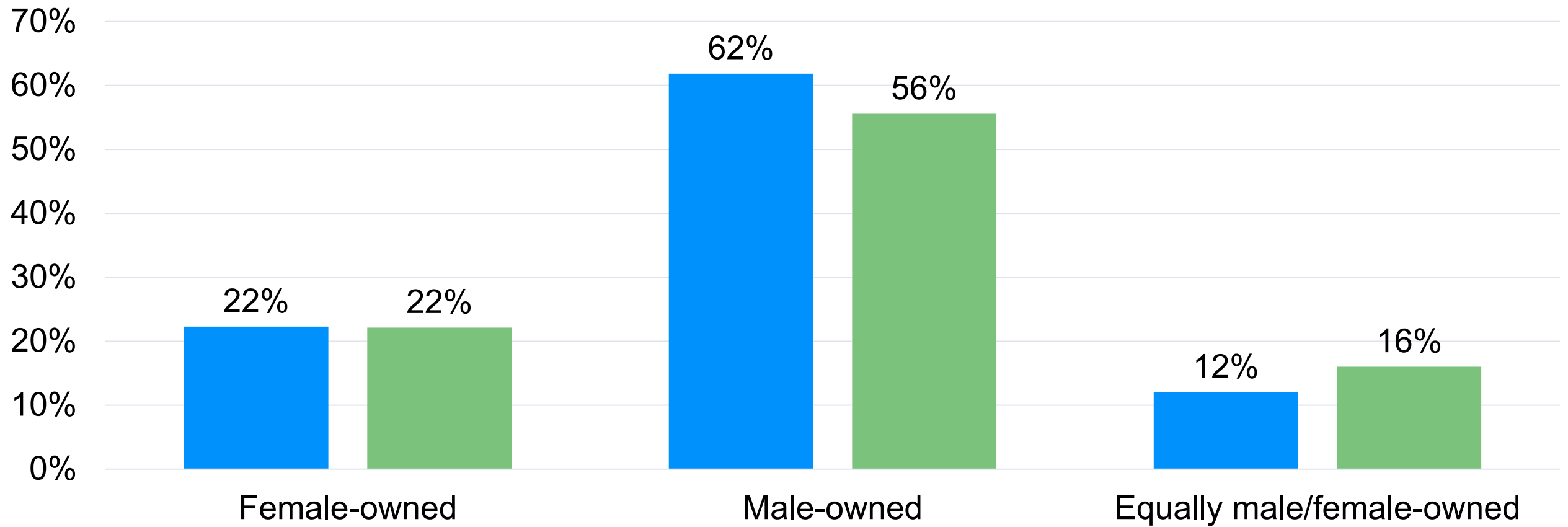
Henry Fields, Workforce Analyst with the
Oregon Employment Department

Women in Business and the Workforce

Women own about 1 in 5 businesses, with another 16% partial owners

Percentage of Employer Firms, 2022

■ United States ■ Oregon



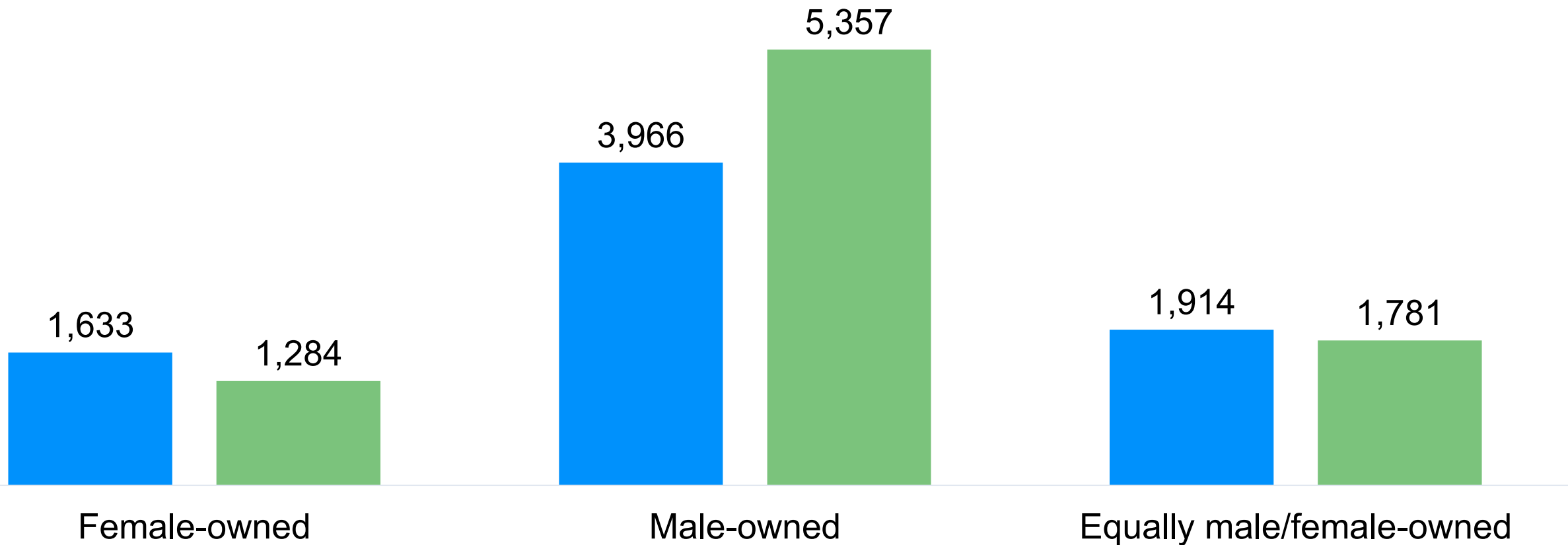
Source: U.S. Census Bureau, 2022 Annual Business Survey



Female-owned businesses tend to have lower revenue...

Sales, value of shipments, or revenue per firm (\$1,000), 2022

■ United States ■ Oregon

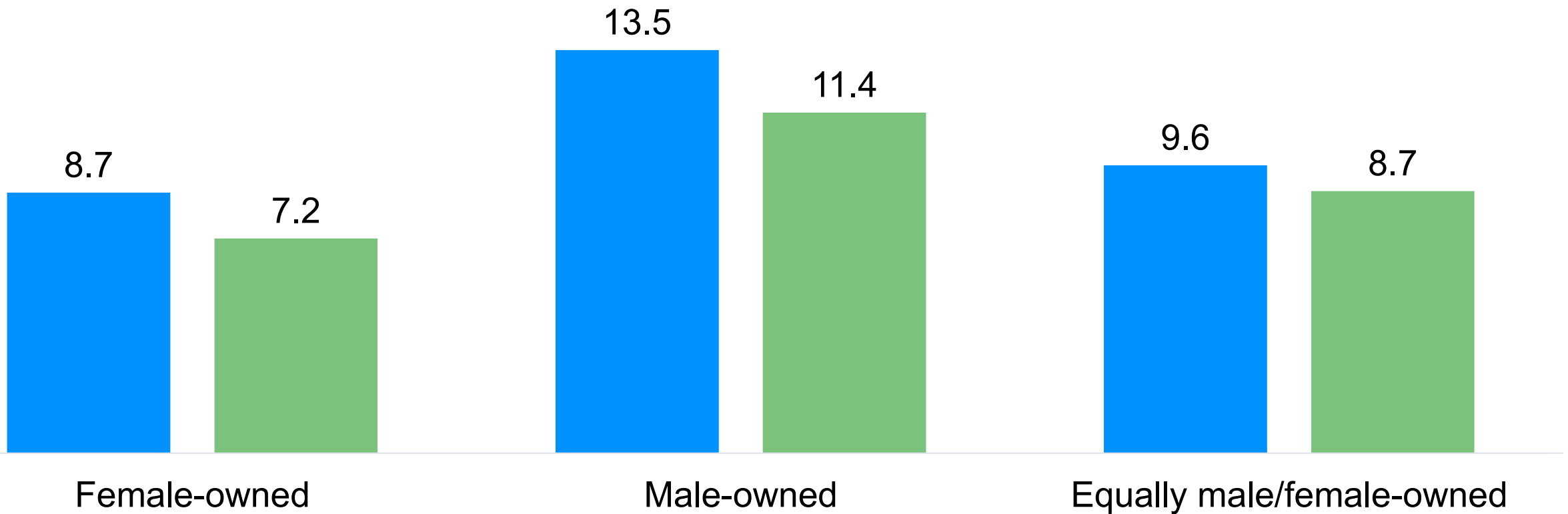


Source: U.S. Census Bureau, 2022 Annual Business Survey

...fewer employees,...

Employees per firm, 2022

■ United States ■ Oregon

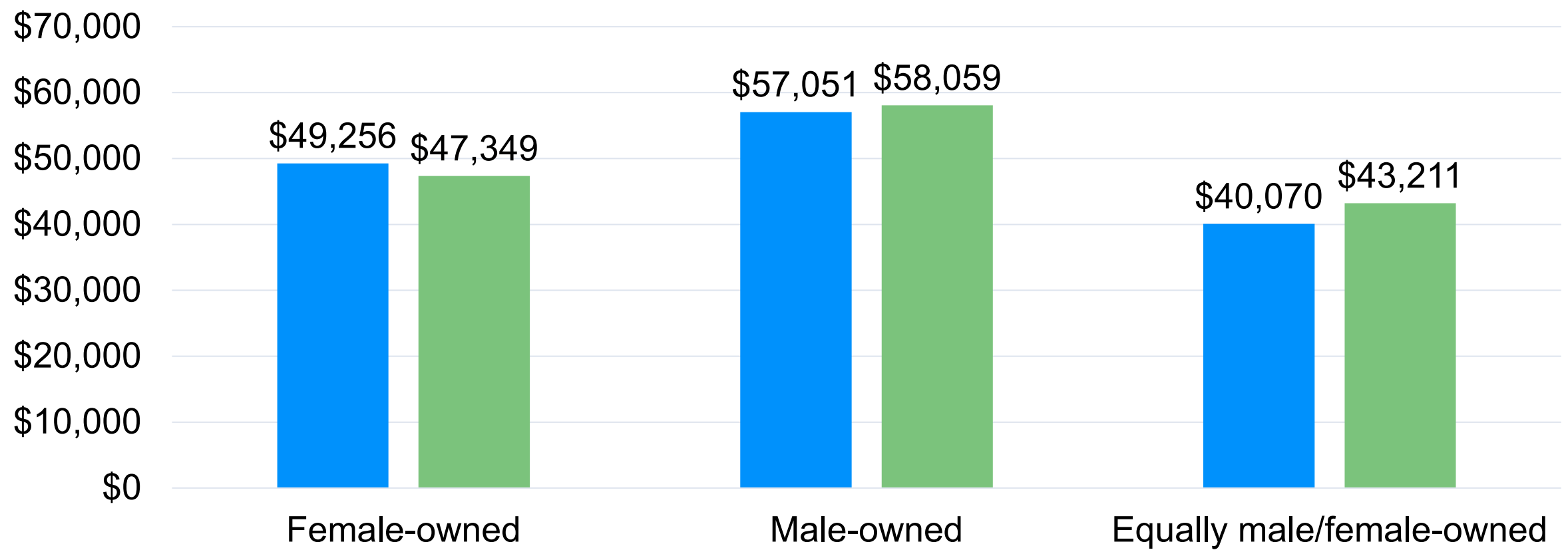


Source: U.S. Census Bureau, 2022 Annual Business Survey

...and lower wages.

Wages per Employee, 2022

■ Oregon ■ U.S.



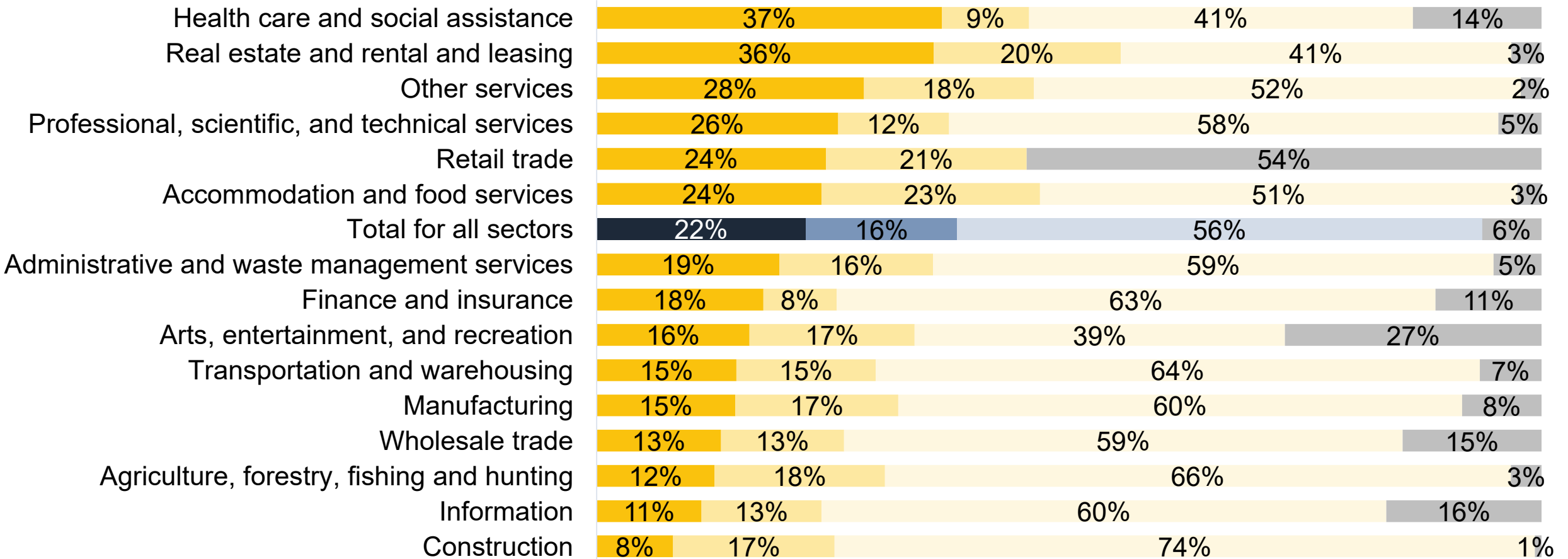
Source: U.S. Census Bureau, 2022 Annual Business Survey



Health care and services firms are more often women-owned

Oregon Business Ownership by Sex, 2022

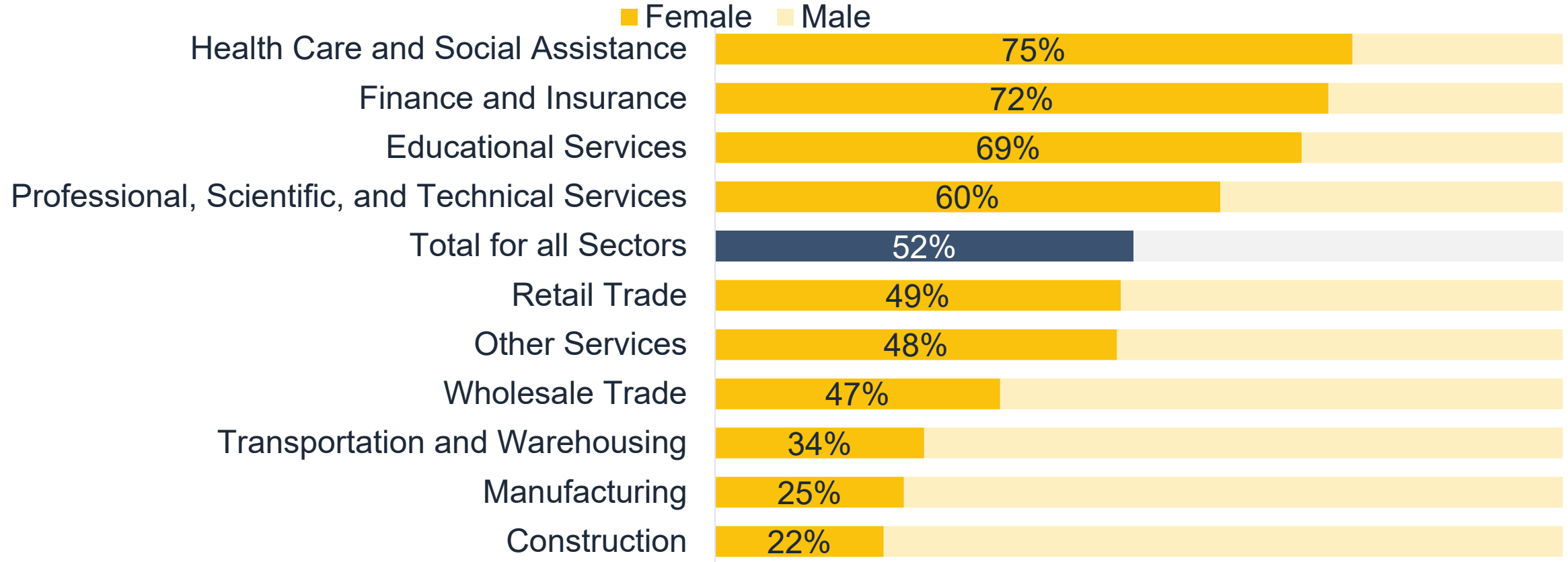
■ Female-owned
 ■ Equally male/female-owned
 ■ Male-owned
 ■ Unclassified and confidential



Source: U.S. Census Bureau, 2022 Annual Business Survey

Women's employment in SW Oregon varies substantially by industry

Workers by Industry Southwestern Oregon, 2022 Q3 - 2023 Q2

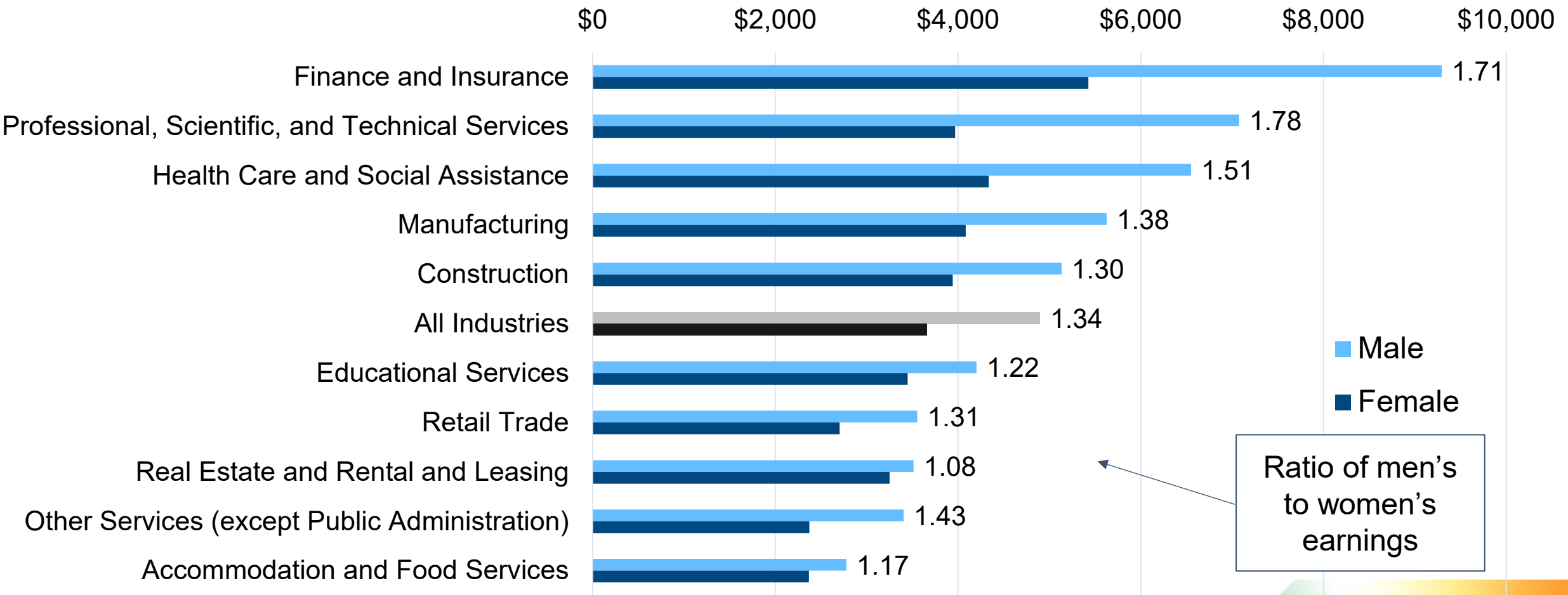


Source: U.S. Census Bureau, Quarterly Workforce Indicators



Women earn lower wages per worker in every industry

Average Monthly Earnings by Industry
Southwestern Oregon, 2022 Q3 - 2023 Q2



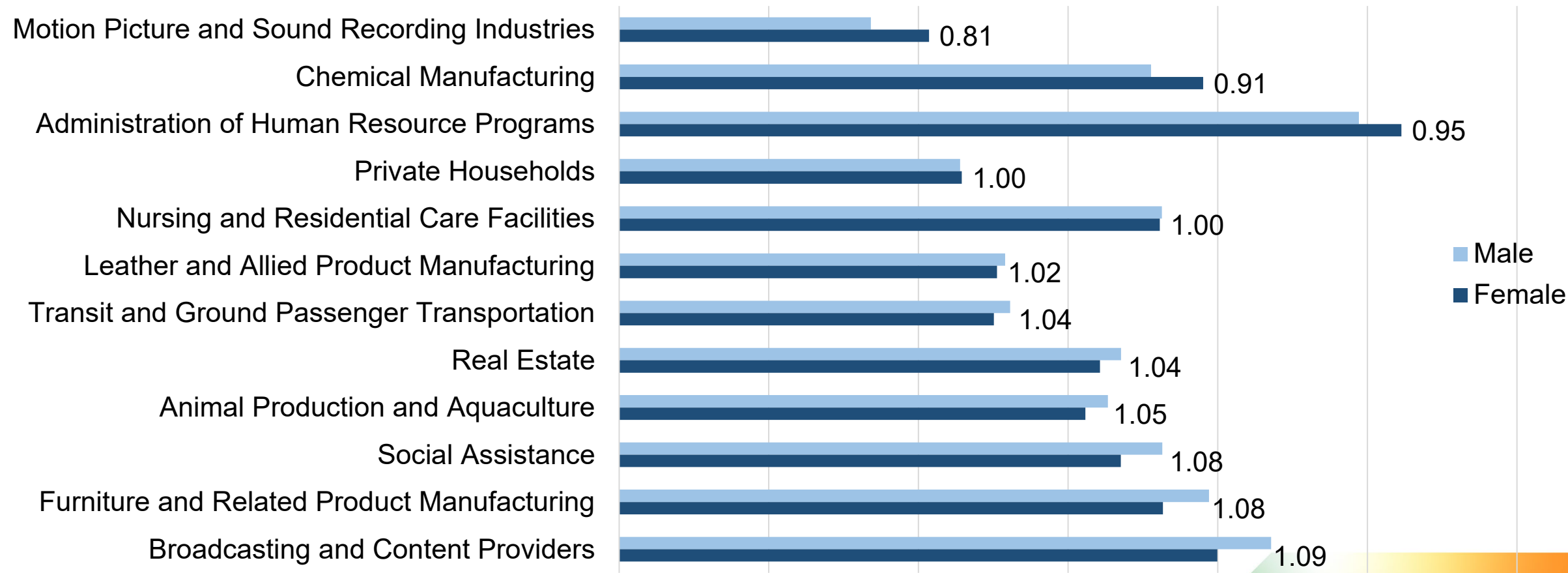
Ratio of men's to women's earnings

Source: U.S. Census Bureau, Quarterly Workforce Indicators

In a few small subsectors women earn higher or equal average wages

Average Monthly Earnings by Industry
Southwestern Oregon, 2022 Q4 - 2023 Q3


\$0 \$1,000 \$2,000 \$3,000 \$4,000 \$5,000 \$6,000



Male
Female

Source: U.S. Census Bureau, Quarterly Workforce Indicators

Using Data in Your Business



- [Home](#)
- [Tools](#)
- [Regional Info](#)
- [Data](#)
- [Publications](#)
- [Press Release](#)

OUR LATEST RESEARCH



Employment and Unemployment in Oregon's Counties

Oregon Employment Department Apr 1
Between February 2024 and February 2025, total nonfarm employment rose in three of Oregon's six broad regions, was unchanged in one, and decreased in

Apr 1
[A Closer Look at Oregon's Median Household Income](#)

Mar 21
[Oregon Economic Update: Regaining Momentum?](#)

Mar 21
[Truck Drivers – In Demand Across the State](#)

Mar 21
[Industrial Engineers – Improving Processes for More Efficiency](#)

Mar 20
[Oregon's Job Growth Fastest in Private Education and Health Services and Government](#)

Mar 20
[Most Industries Had Real Wage Gains in Second Quarter 2024](#)

Tell Us What You Think!

Please take our [Customer Survey](#)

OREGON ECONOMIC INDICATORS


Unemployment Rate - February 2025
4.5% 0.1%
Seasonally Adjusted

Total Unemployed - February 2025
98,976 2,820
Seasonally Adjusted

Nonfarm Employment - February 2025
2,003,100 -100
Seasonally Adjusted

Job Vacancies - 4th Quarter 2024
49,903 -18.0%

JOB & CAREER SEARCH



- Tools** ▾
- Regional Info ▾
- Data
- Publications
- Press Release



LMI Tools

Careers

[Find a Job](#)

[Occupation & Wage Information](#)

[Career Explorer](#)

[Find Employers](#)

[Wage Conversion Calculator](#)

[Search Biz News](#)

Economy

[Unemployment Rates \(LAUS\)](#)

[Current Employment Estimates \(CES\)](#)

[Employment & Wages by Industry \(QCEW\)](#)

[Unemployment Insurance Characteristics](#)

[Inflation Calculator](#)

[Fast Facts Dashboard](#)

[Projections](#)

Business

[Industry Profiles](#)

[Businesses by Industry](#)

Workforce System Performance Measures

[Performance Measures Summary](#)

[Employment Rate](#)

[Median Earnings](#)

[Entered Employment Rate](#)

[Wage Gain](#)

[Customer Satisfaction](#)

Find labor market information tools from the Oregon Employment Department Research Division.

Employment and Unemployment in Oregon's Counties

Oregon Employment Department Apr 1
Between February 2024 and February 2025, total nonfarm employment rose in three of Oregon's six broad regions,

Mar 20

Oregon's Job Growth Fastest in Private Education and Health Services and Government

Mar 20

Most Industries Had Real Wage Gains in Second Quarter 2024

Nonfarm Employment - February 2025

2,003,100

Seasonally Adjusted



-100

Job Vacancies - 4th Quarter 2024

49,903



-18.0%

QualityInfo.org: your source for data on our labor market

Occupation Profiles

Human Resources Specialists (131071) Oregon (All Counties)

Median Hourly Wage	2023 Employment	Job Openings per Year	10-Year Growth
\$34.07	10,710	993	8.2%

Description

Recruit, screen, interview, or place individuals within an organization. May perform other activities in multiple human resources areas. Excludes Compensation, Benefits, and Job Analysis Specialists (13-1141) and Training and Development Specialists (13-1151).

- + Expand All
- + Job Openings Listed with the Oregon Employment Department
- + Job Openings from Other Websites
- + State of Oregon Licenses & Certifications
- Wage Range 2024



Local Wage Ranges

Area	25th Percentile	50th Percentile (median)	75th Percentile	Average Hourly	Average Annual
Oregon	\$26.91	\$34.07	\$42.98	\$36.82	\$76,586
Central Oregon	\$25.58	\$31.90	\$40.97	\$34.47	\$71,695
Clackamas	\$26.93	\$34.19	\$43.24	\$37.05	\$77,053
Columbia Basin	\$23.42	\$29.54	\$38.11	\$32.42	\$67,433
Columbia Gorge	\$25.23	\$30.48	\$38.56	\$32.19	\$66,958
Douglas	\$25.74	\$30.00	\$38.83	\$32.68	\$67,965

Job Openings

Current Job Openings

There are 52 current job listings for this occupation.

Job Title	Location	Order Number	Date Posted
Talent Sourcing Specialist - Contract Role	Salem	4243771	04/02/2025
Employee Relations Representative	Salem	4243635	04/02/2025
Clean Energy Fund, Workforce Policy Coordinator (Coordinator III - CPPW)	Portland	4243282	04/02/2025
Junior Recruitment Sourcer	Pendleton	4243242	04/02/2025
Junior Recruitment Sourcer	Pendleton	4243240	04/02/2025
Clinical TA Consultant III, Portland 40Hrs	Portland	4242146	04/01/2025
Lead Personnel Security Specialist	Portland	4241476	03/29/2025
HR Coordinator	Portland	4240924	03/28/2025
Senior Labor Admin	Portland	4240615	03/28/2025
Staffing Consultant-Agency Recruiter	Portland	4240123	03/28/2025



- [Home](#)
- [Tools](#)
- [Regional Info](#)
- [Data](#)
- [Publications](#)
- [Press Release](#)

OUR LATEST RESEARCH



Employment and Unemployment in Oregon's Counties

Oregon Employment Department Apr 1
Between February 2024 and February 2025, total nonfarm employment rose in three of Oregon's six broad regions, was unchanged in one, and decreased in

- Apr 1
[A Closer Look at Oregon's Median Household Income](#)
- Mar 21
[Oregon Economic Update: Regaining Momentum?](#)
- Mar 21
[Truck Drivers – In Demand Across the State](#)
- Mar 21
[Industrial Engineers – Improving Processes for More Efficiency](#)
- Mar 20
[Oregon's Job Growth Fastest in Private Education and Health Services and Government](#)
- Mar 20
[Most Industries Had Real Wage Gains in Second Quarter 2024](#)

Tell Us What You Think!

Please take our [Customer Survey](#)

OREGON ECONOMIC INDICATORS

Unemployment Rate - February 2025	4.5%	↑
Seasonally Adjusted		0.1%
Total Unemployed - February 2025	98,976	↑
Seasonally Adjusted		2,820
Nonfarm Employment - February 2025	2,003,100	↓
Seasonally Adjusted		-100
Job Vacancies - 4th Quarter 2024	49,903	↓
		-18.0%

JOB & CAREER SEARCH

Southwestern Oregon

OUR LATEST RESEARCH



Southwest Oregon Jobs Projected to Increase 5% by 2033

Brian Rooney Mar 18

Southwest Oregon's total employment will grow by 3,850 jobs between 2023 and 2033, according to new projections from the Oregon Employment Department...

Feb 25
Federal Government Employment in the South Coast

Feb 7
Douglas County's Per Capita Personal Income Increased in 2023

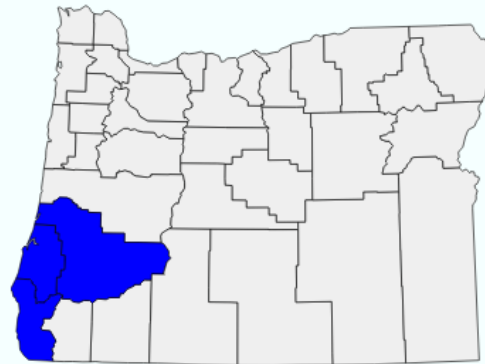
Jan 23
2023 South Coast Gross Domestic Product

Jan 15
Health Care Dominates List of Fastest Growing Jobs in Southwestern Oregon

Jan 7
2023 South Coast Local Area Personal Income

[More Articles](#)

Local Areas



Click the map or select an area to view information about the local economy.

Southwestern Oregon ▾

Brian Rooney

Regional Economist
Douglas and Lane counties

Guy Tauer

Regional Economist
Coos, Curry, Jackson, and Josephine counties

Henry Fields

Workforce Analyst
Douglas and Lane counties
Other Languages Spoken: Spanish
Hablo español

Jeff McAllister

Workforce Analyst
Coos, Curry, Jackson, Josephine, Klamath, and Lake counties

OREGON ECONOMIC INDICATORS

Coos County ▾

Henry Fields, Workforce Analyst serving Lane and Douglas counties

Henry.L.Fields@employ.Oregon.gov
(541) 359-9178

Sign up for the latest workforce and economic research www.qualityinfo.org/subscribe